

Soek jy 'n fantastiese tutor?

www.teachme2.com/matriek



Department:
Basic Education
REPUBLIC OF SOUTH AFRICA

SC/NSC Answer Book
SS/NSS-antwoordeboek

CENTRE NUMBER
SENTRUMNOMMER

EXAMINATION NUMBER
EKSAMENNUMMER

DATE
DATUMBOOK NUMBER
BOEKNOMMER

OF
VAN

BOOKS
BOEKE

SUBJECT CODE
VAKKODE

PAPER NUMBER
VRAESTELNOMMER

2

SUBJECT NAME
VAKNAAM:

MATHEMATICS/WISKUNDE

This answer book consists of 24 pages./Hierdie antwoordeboek bestaan uit 24 bladsye.

PLEASE FOLLOW THESE INSTRUCTIONS CAREFULLY	VOLG ASSEBLIEF HIERDIE INSTRUKSIES NOUKEURIG
<ol style="list-style-type: none"> Clearly write your examination number and centre number in the space provided and attach your barcode label in the space provided. Remember that your own name (or the name of your school) may not appear anywhere on or in this answer book. Answer ALL questions in the spaces provided. No pages may be torn from this answer book. Read the instructions printed on your timetable carefully as well as any other instructions which may be given in each examination paper. Candidates may not retain an answer book or remove it from the examination room. Answers must be written in black/blue ink as distinctly as possible. Do not write in the margins. Write the numbers of the questions you have answered on the front cover of the answer book where marks are to be recorded. If you require additional space for your answers: <ol style="list-style-type: none"> Use the additional space provided at the end of the answer book. When answering a question in the additional space, indicate clearly the question number in the column on the LHS. Rule off after each answer. Draw a neat line through any work/rough work that must not be marked. 	<ol style="list-style-type: none"> Skryf jou eksamennummer en sentrumnummer duidelik in die ruimtes verskaf en plak jou stafieskodeplakker in die ruimte verskaf. Onthou dat jou eie naam (of die naam van jou skool) nie op of in hierdie antwoordeboek mag voorkom nie. Beantwoord ALLE vrae in die ruimtes wat voorsien is. Geen bladsye mag uit hierdie antwoordeboek geskeur word nie. Lees die instruksies wat op jou eksamenrooster gedruk is, sorgvuldig deur, asook enige ander instruksies wat op elke eksamenvraestel gegee word. Geen antwoordeboek mag deur die kandidaat behou of uit die eksamenlokaal verwyder word nie. Skryf die antwoorde so duidelik moontlik met swart/blou ink. Laat die kantlyne oop. Skryf die nommers van die vrae wat jy beantwoord het op die voorblad van die antwoordeboek waar die punte aangebring word. In geval jy bykomende ruimte benodig vir jou antwoorde: <ol style="list-style-type: none"> Gebruik die bykomende ruimte wat aan die einde van die antwoordeboek voorsien word. As 'n vraag in die bykomende ruimte beantwoord word, dui duidelik die vraagnommer in die kolom aan die LK aan. Trek 'n lyn na elke antwoord. Trek 'n netjiese lyn deur enige werk/rofwerk wat nie nagesien moet word nie.

QUESTION/VRAAG 1

1.1

Amount spent on advertising (in rands)/ Bedrag aan advertensies spandeer (in rand) (x)	21 300	23 700	24 800	30 540	24 100	40 680	22 400	35 250	29 110
Sales (in rands)/ Verkope (in rand) (y)	311 500	326 700	349 200	470 000	316 100	564 200	314 000	487 300	392 900

	Solution/Oplossing	Marks Punte
1.1.1		(3)
1.1.2		(2)
1.1.3		(1)
1.1.4		(1)

1.2

Profit (in rands)/ Wins (in rand)	110 750	107 376	152 338	244 480	144 021	275 994	121 900	207 636	187 700
--	---------	---------	---------	---------	---------	---------	---------	---------	---------

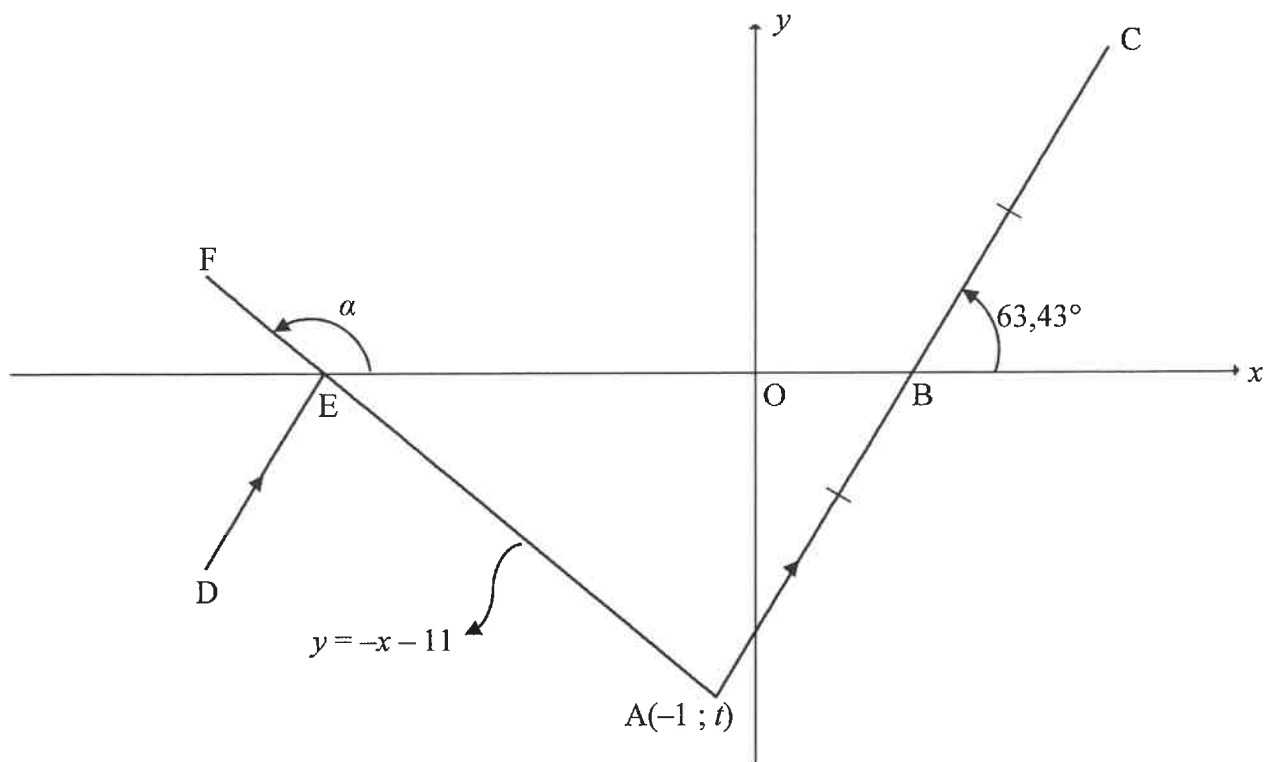
	Solution/Oplossing	Marks Punte
1.2.1		(2)
1.2.2		(1)
1.2.3		(2)
		[12]

QUESTION/VRAAG 2

AGE/OUDERDOM	NUMBER OF PEOPLE/ GETAL MENSE
$5 < x \leq 15$	20
$15 < x \leq 25$	25
$25 < x \leq 35$	60
$35 < x \leq 45$	90
$45 < x \leq 55$	55
$55 < x \leq 65$	40
$65 < x \leq 75$	30

	Solution/Oplissing	Marks Punte
2.1		(1)
2.2		(1)
2.3	<p style="text-align: center;">OGIVE/OGIEF</p>	(4)
2.4		(2)
		[8]

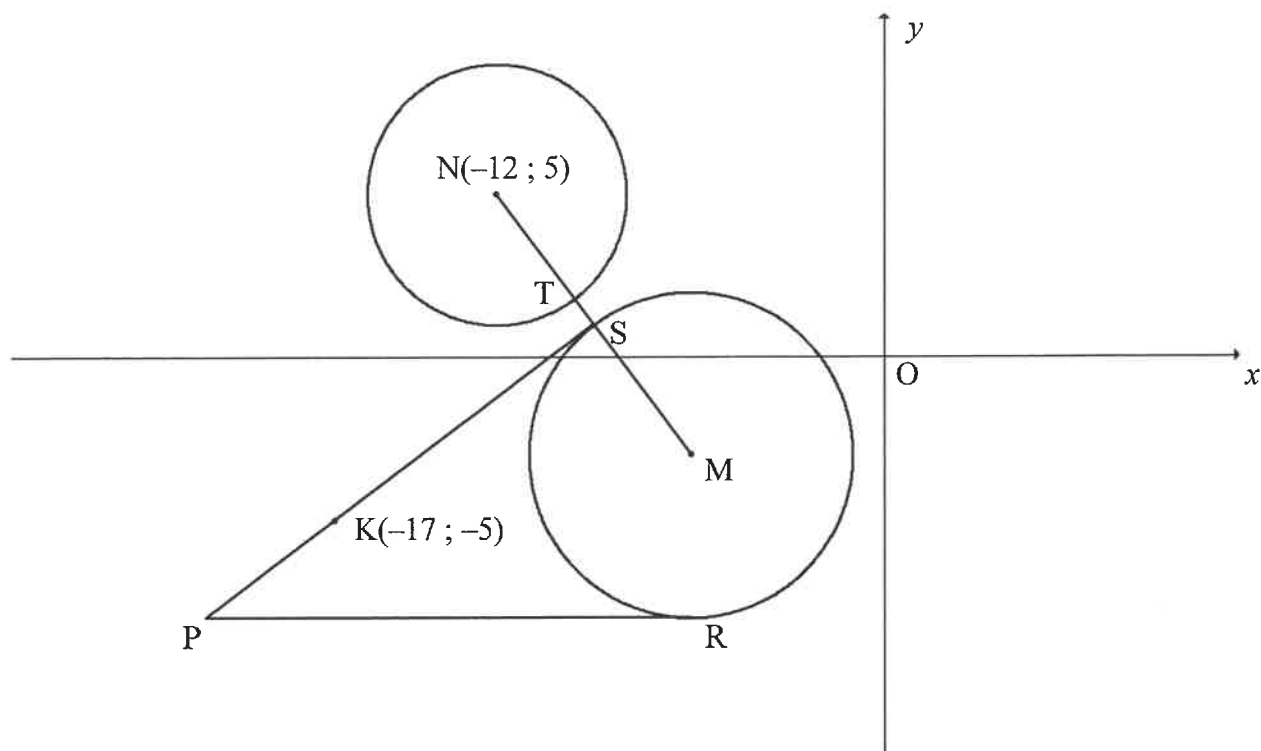
QUESTION/VRAAG 3



	Solution/Oplissing	Marks Punte
3.1.1		(2)
3.1.2		(2)
3.1.3		(2)
3.2		(2)

	Solution/Oplossing	Marks Punte
3.3.1		(3)
3.3.2		(3)
3.4		(4)
		[18]

QUESTION/VRAAG 4



	Solution/Oplossing	Marks Punte
4.1		(2)
4.2.1		(2)
4.2.2		(4)

	Solution/Oplissing	Marks Punte
4.3.1		(2)
4.3.2		(5)
4.4.1		(5)
4.4.2		(2)
		[22]

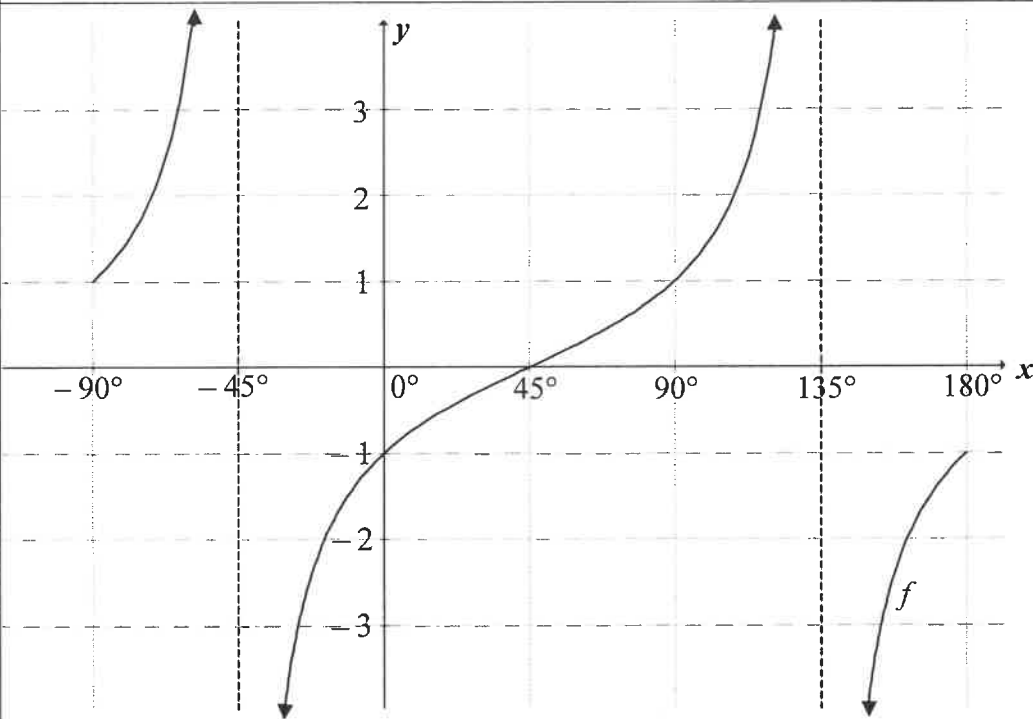
QUESTION/VRAAG 5

	Solution/Oplossing	Marks Punte
5.1		(5)
5.2.1		(2)
5.2.2		(2)
5.2.3		(3)

	Solution/Oplissing	Marks Punte
5.3		(3)
5.4.1		(3)
5.4.2		(3)

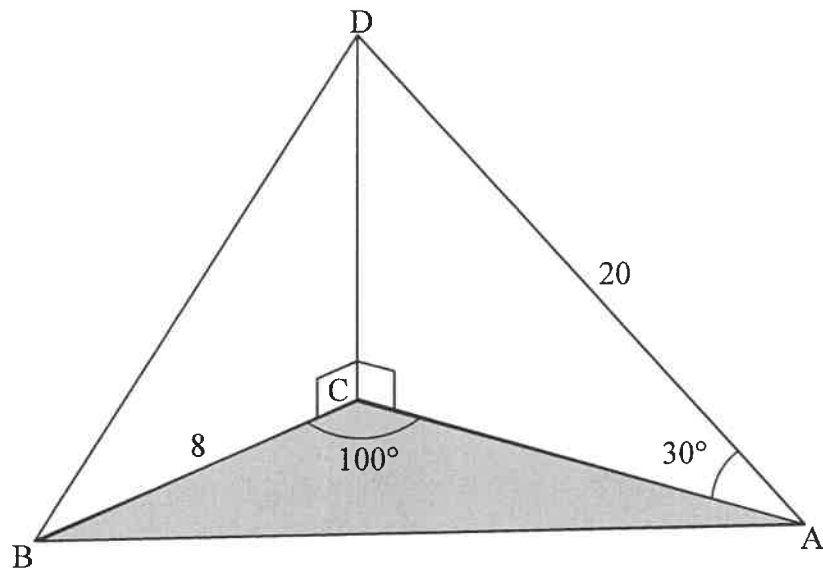
	Solution/Oplossing	Marks Punte
5.5.1		
		(4)
5.5.2		
		(3)
		[28]

QUESTION/VRAAG 6

	Solution/Oplissing	Marks Punte
6.1		(1)
6.2		(3)
6.3		(1)
6.4		(2)
6.5.1		(2)

	Solution/Oplossing	Marks Punte
6.5.2		
		(4)
		[13]

QUESTION/VRAAG 7



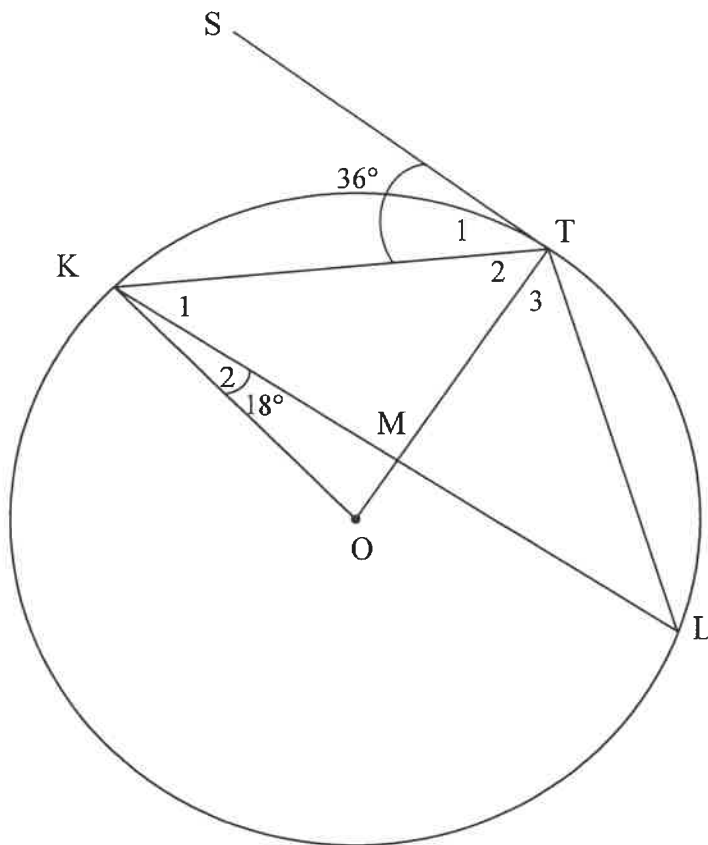
	Solution/Oplissing	Marks Punte
7.1.1		(2)
7.1.2		(3)
7.2		(3)
		[8]

Give reasons for your statements in QUESTIONS 8, 9 and 10.

Gee redes vir jou bewerings in VRAAG 8, 9 en 10.

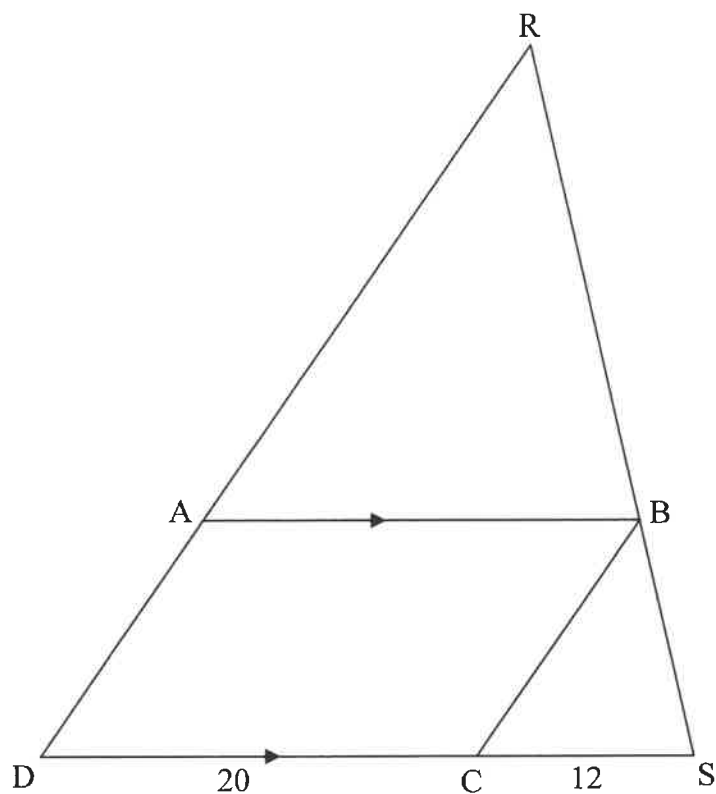
QUESTION/VRAAG 8

8.1



	Solution/Oplossing	Marks Punte
8.1.1(a)		(2)
8.1.1(b)		(2)
8.1.1(c)		(2)
8.1.2		(3)

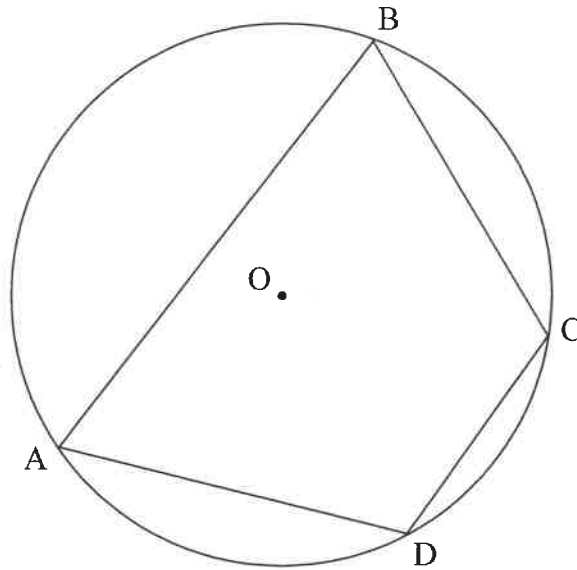
8.2



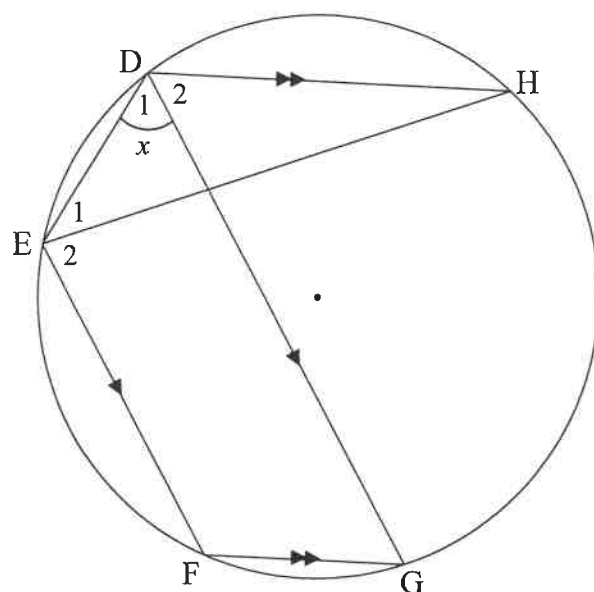
	Solution/Oplissing	Marks Punte
8.2.1		
		(3)
8.2.2		
		(3)
		[15]

QUESTION/VRAAG 9

9.1

[illegible]

9.2



	Solution/Oplossing	Marks Punte
		(4)
		[9]

	Solution/Oplossing	Marks Punte
10.1.3		(3)
10.2		(5)
		[17]

[illegible]

[illegible]

[illegible]

TOTAL/TOTAAL: 150

RE-MARK/RE-CHECK HERMERK/HERSIEN				
Question Vraag	Marks Punte			Initials Voortletters
1				
2				
3				
4				
5				
6				
7				
8				
9				
10				
TOTAL TOTAAL				
HASH TOTAL KAF- TOTAAL				