

Soek jy 'n fantastiese tutor?

www.teachme2.com/matriek



Department
Basic Education
REPUBLIC OF SOUTH AFRICA

SC/NSC Answer Book
SS/NSS Antwoordeboek

CENTRE NUMBER SENTRUMNOMMER							
--	--	--	--	--	--	--	--

[illegible]

DATE <i>DATUM</i>	
----------------------	--

BOOK NUMBER BOEKNOMMER	OF VAN	BOOKS BOEKE
---------------------------	-----------	----------------

SUBJECT CODE VAKKODE					
-------------------------	--	--	--	--	--

PAPER NUMBER VRAESTELNOMMER	2
--------------------------------	---

SUBJECT NAME VAKNAAM	MATHEMATICS/WISKUNDE
-------------------------	----------------------

CONTROLLED AND CERTIFIED CORRECT
(SURNAME AND INITIALS OF EA)
GEKONTROLEER EN AS KORREK
GESERTIFISEER (VAN EN VOORLETTERS
VAN EA)

This answer book consists of 24 pages./Hierdie antwoordeboek bestaan uit 24 bladsye.

PLEASE FOLLOW THESE INSTRUCTIONS CAREFULLY	VOLG ASSEBLIEF HIERDIE INSTRUKSIES NOUKEURIG
<ol style="list-style-type: none"> Clearly write your examination number and centre number in the space provided and attach your barcode label in the space provided. Remember that your own name (or the name of your school) may NOT appear anywhere on or in this answer book. Answer ALL questions in the spaces provided. NO pages may be torn from this answer book. Read the instructions printed on your timetable carefully as well as any other instructions which may be given in each question paper. Candidates may NOT retain an answer book or remove it from the examination room. Answers must be written in black/blue ink as distinctly as possible. Do NOT write in the margins. Write the numbers of the questions you have answered on the front cover of the answer book where marks are to be recorded. If you require additional space for your answers: <ol style="list-style-type: none"> Use the additional space provided at the end of the answer book. When answering a question in the additional space, clearly indicate the question number in the column on the LHS. Rule off after each answer. Draw a neat line through any work/rough work that must not be marked. 	<ol style="list-style-type: none"> Skryf jou eksamennommer en sentrumnummer duidelik in die ruimtes verskaf en plak jou stafieskodeplakker in die ruimte verskaf. Onthou dat jou eie naam (of die naam van jou skool) NIE op of in hierdie antwoordeboek mag voorkom NIE. Beantwoord ALLE vrae in die ruimtes wat verskaf is. GEEN bladsye mag uit hierdie antwoordeboek geskeur word NIE. Lees die instruksies, wat op jou eksamenrooster gedruk is, sorgvuldig deur, asook enige ander instruksies wat op elke vraestel gegee word. GEEN antwoordeboek mag deur die kandidaat behou of uit die eksamenlokaal verwyder word NIE. Skryf die antwoorde so duidelik moontlik met swart/blou ink. Laat die kantlyne oop. Skryf die nommers van die vrae wat jy beantwoord het op die voorblad van die antwoordeboek waar die punte aangebring word. In geval jy bykomende ruimte benodig vir jou antwoorde: <ol style="list-style-type: none"> Gebruik die bykomende ruimte wat aan die einde van die antwoordeboek verskaf word. As 'n vraag in die bykomende ruimte beantwoord word, dui duidelik die vraagnommer in die kolom aan die LK aan. Trek 'n lyn na elke antwoord. Trek 'n netjiese lyn deur enige werk/rofwerk wat nie nagesien moet word nie.

QUESTION/VRAAG 1

1.1

26	13	3	18	12	34	24	58	16	10	15	69	20	17	40
----	----	---	----	----	----	----	----	----	----	----	----	----	----	----

	Solution/Oplossing	Marks/ Punte
1.1.1(a)		(2)
1.1.1(b)		(1)
1.1.2		(2)
1.1.3		(3)

1.2

WIND SPEED/WINDSPOED IN km/h (x)	2	6	15	20	25	17	11	24	13	22
TEMPERATURE/TEMPERATUUR IN °C (y)	28	26	22	22	16	20	24	19	26	19

	Solution/Oplossing	Marks/ Punte
1.2.1		(3)

	Solution/Oplossing	Marks/ Punte
1.2.2		(2)
1.2.3		(1)
		[14]

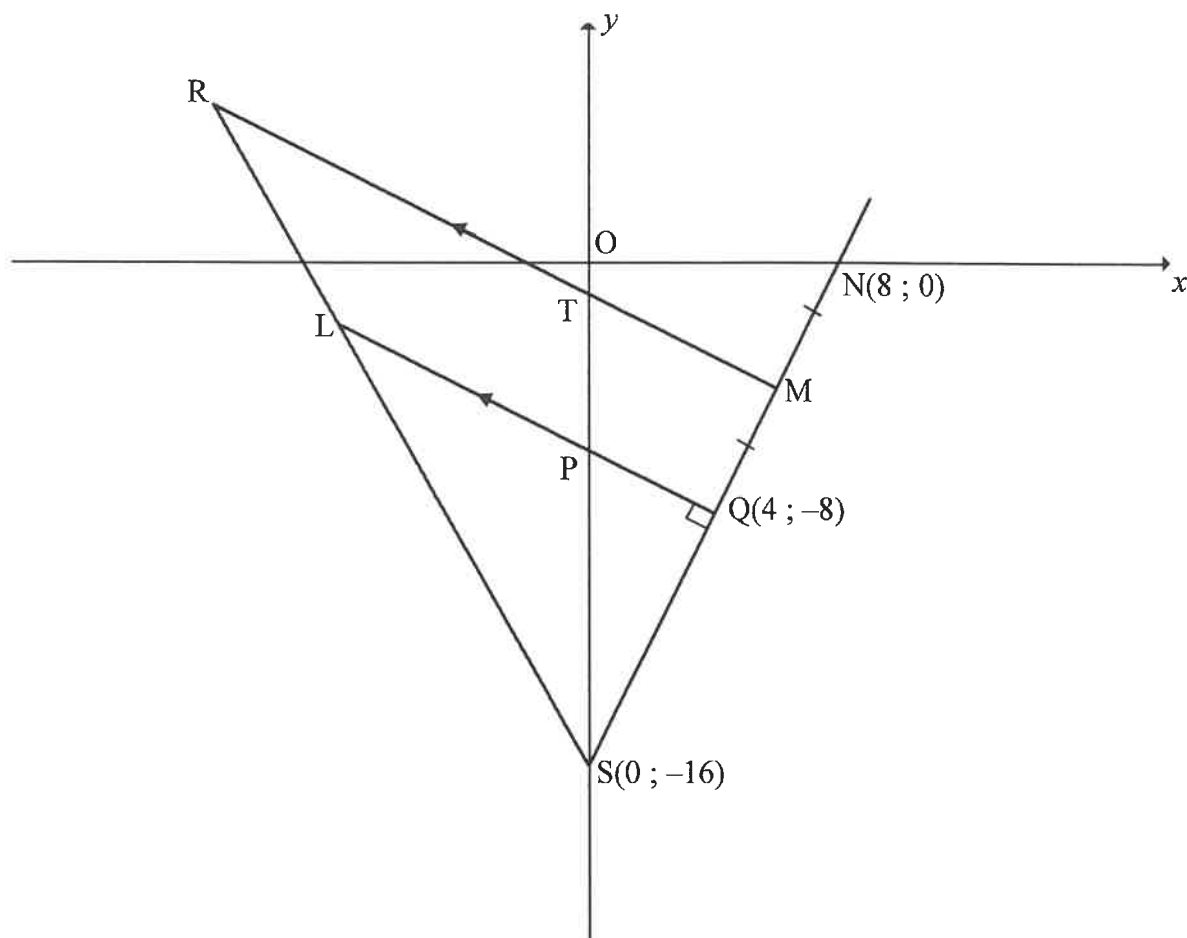
QUESTION/VRAAG 2

NUMBER OF DAYS ABSENT GETAL DAE AFWESIG	NUMBER OF LEARNERS GETAL LEERDERS
$0 \leq x < 5$	34
$5 \leq x < 10$	45
$10 \leq x < 15$	98
$15 \leq x < 20$	43
$20 \leq x < 25$	7
$25 \leq x < 30$	3

	Solution/Oplossing	Marks/ Punte
2.1		(1)
2.2		(1)

	Solution/Oplossing	Marks/ Punte
2.3		
		(1)
2.4	<p style="text-align: center;">OGIVE/OGIEF</p>	
		(4)
2.5		
		(2)
		[9]

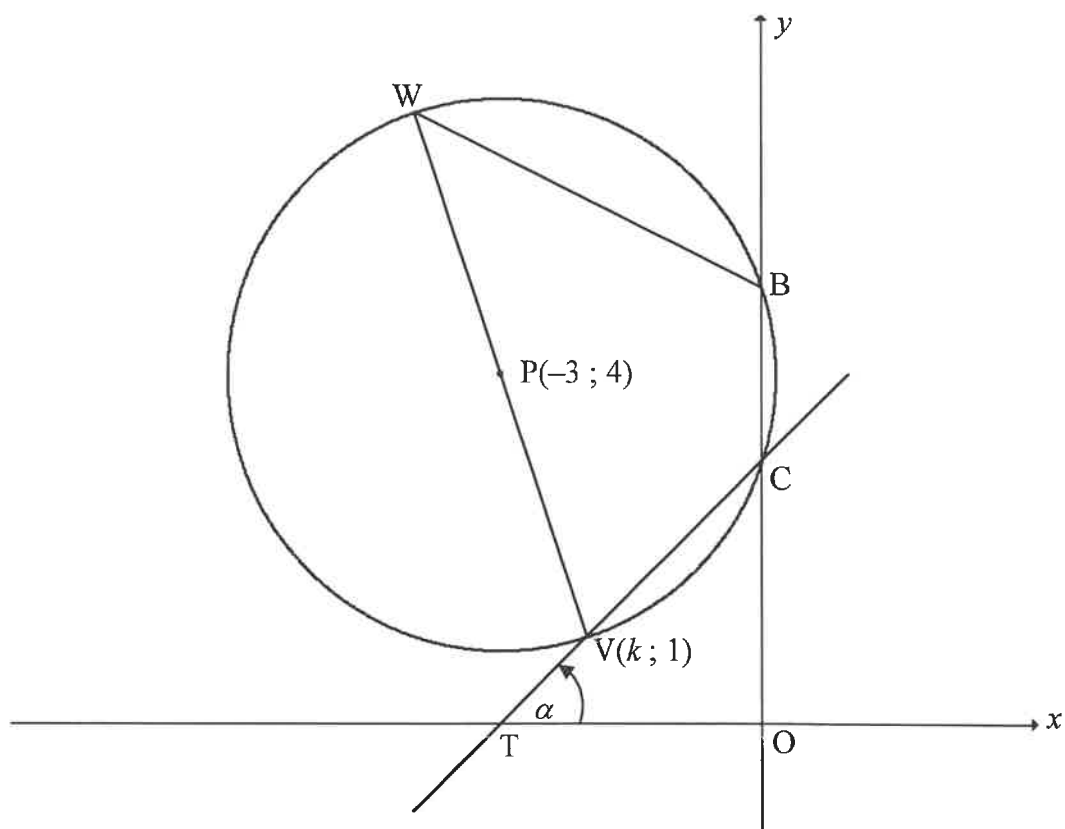
QUESTION/VRAAG 3



	Solution/Oplissing	Marks/ Punte
3.1		(2)
3.2		(2)

	Solution/Oplissing	Marks/ Punte
3.3		(3)
3.4		(2)
3.5		(3)
3.6		(3)
3.7		(4)
		[19]

QUESTION/VRAAG 4



	Solution/Oplissing	Marks/ Punte
4.1		(5)
4.2		(4)

	Solution/Oplissing	Marks/ Punte
4.3.1		(3)
4.3.2		(2)
4.4.1		(2)
4.4.2		(2)
4.4.3		(2)
		[20]

QUESTION/VRAAG 5

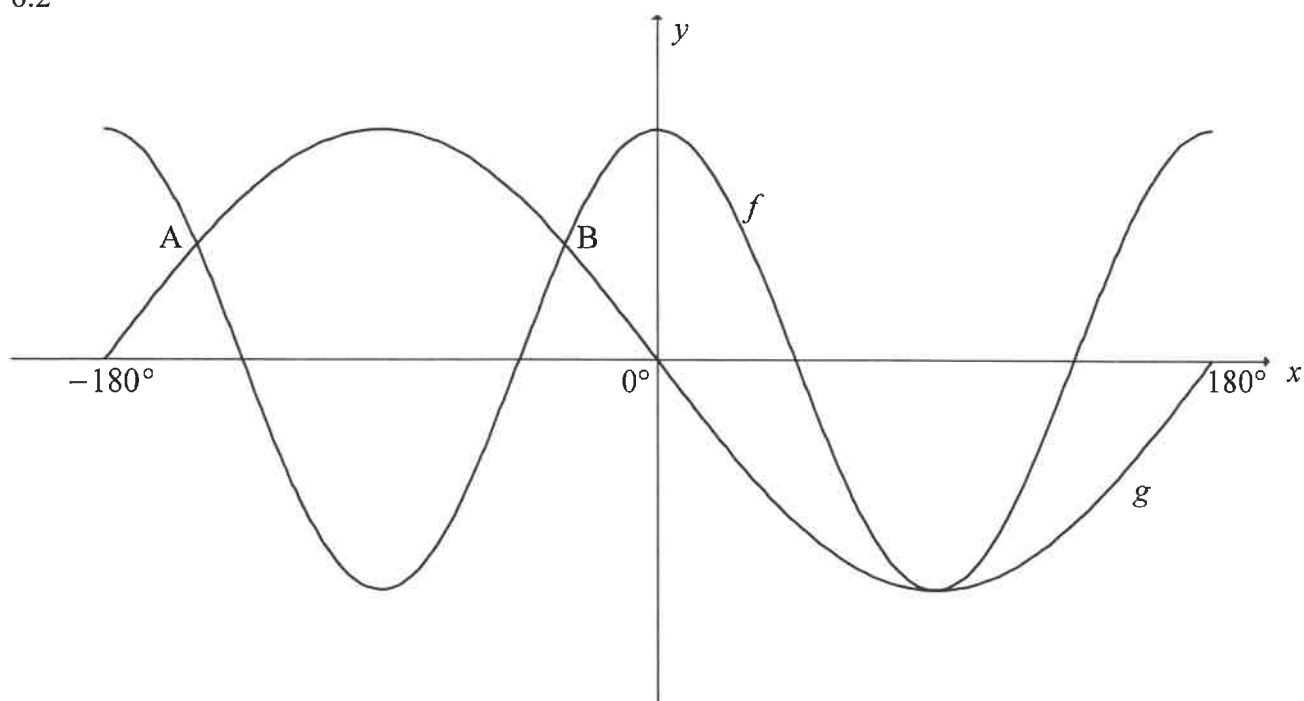
	Solution/Oplissing	Marks/ Punte
5.1		(5)
5.2.1		(2)
5.2.2		(3)

	Solution/Oplossing	Marks/ Punte
5.3		
5.4		(4)
		(4)
		[18]

QUESTION/VRAAG 6

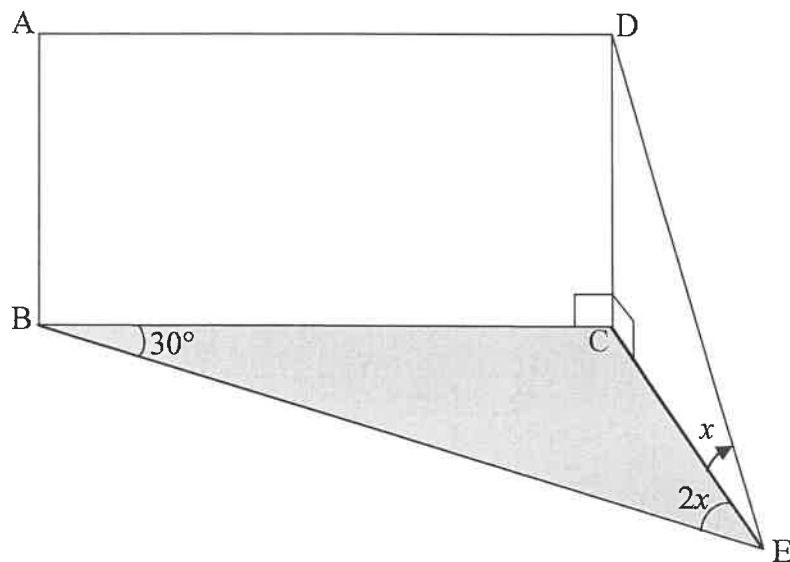
	Solution/Oplossing	Marks/ Punte
6.1		
		(6)

6.2



	Solution/Oplissing	Marks Punte
6.2.1		(2)
6.2.2		(2)
6.2.3		(3)
		[13]

QUESTION/VRAAG 7



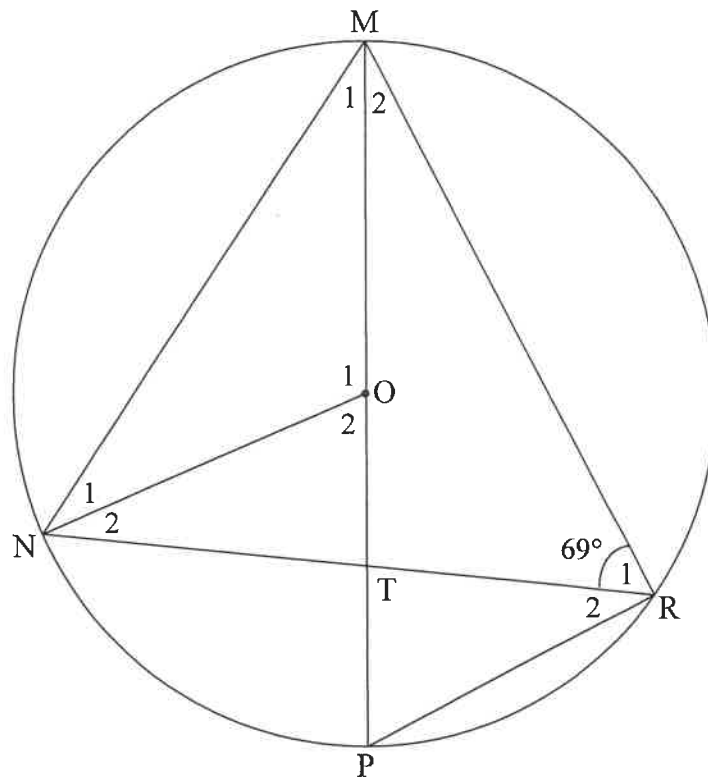
	Solution/Oplissing	Marks/ Punte
7.1		(6)
7.2		(3)
		[9]

Provide reasons for your statements in QUESTIONS 8, 9 and 10.

Verskaf redes vir jou bewerings in VRAAG 8, 9 en 10.

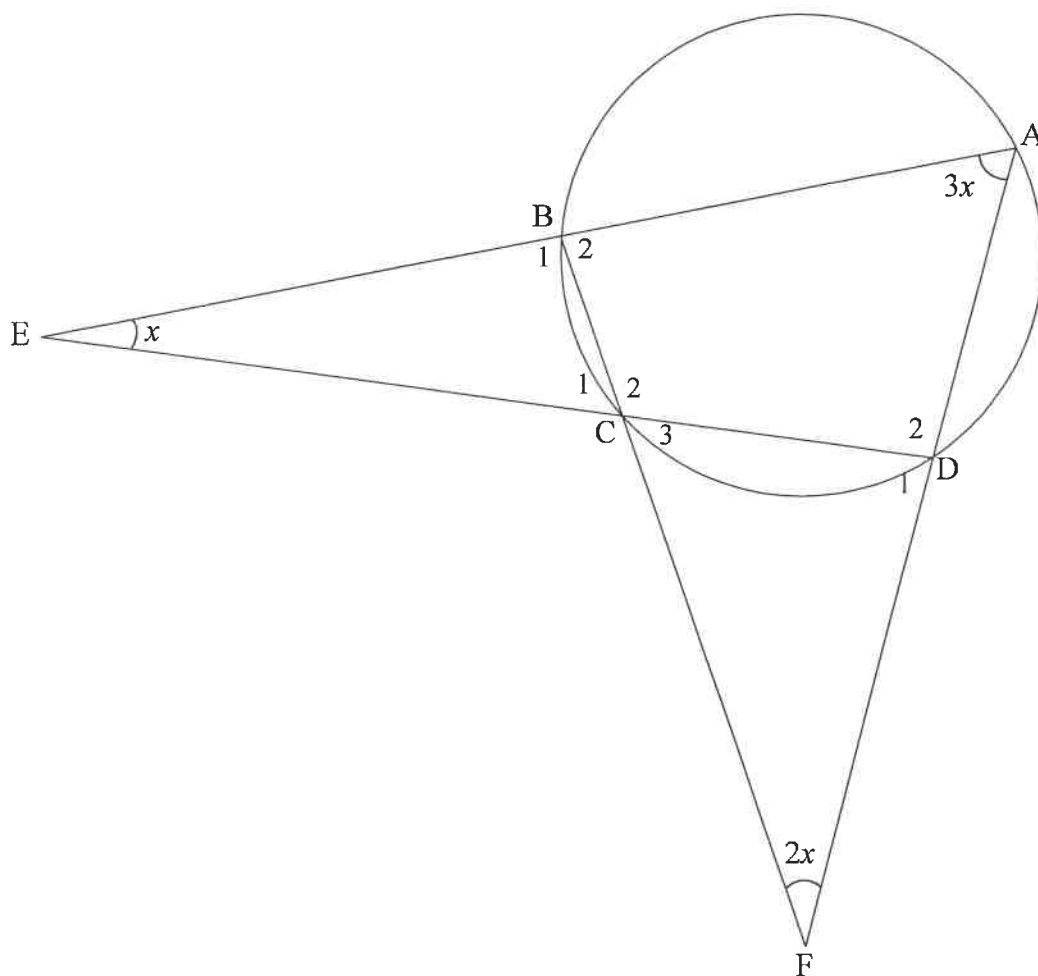
QUESTION/VRAAG 8

8.1



	Solution/Oplissing	Marks/ Punte
8.1.1		(2)
8.1.2		(2)
8.1.3		(2)
8.1.4		(4)

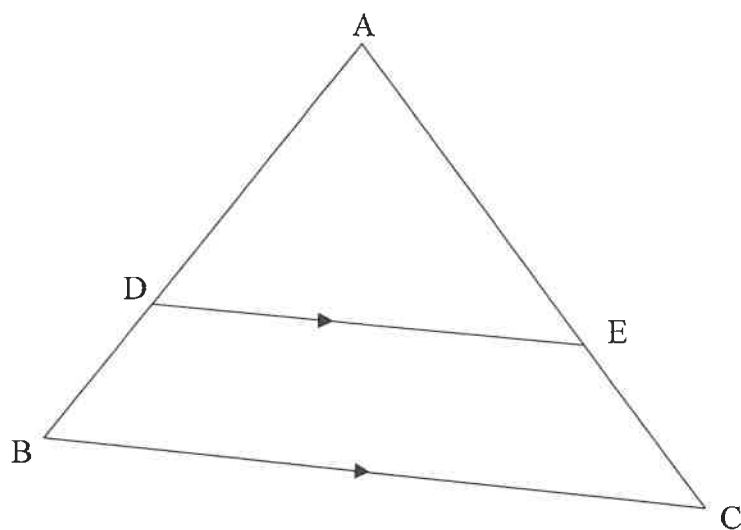
8.2



	Solution/Oplissing	Marks/ Punte
8.2		
		(6)
		[16]

QUESTION/VRAG 9

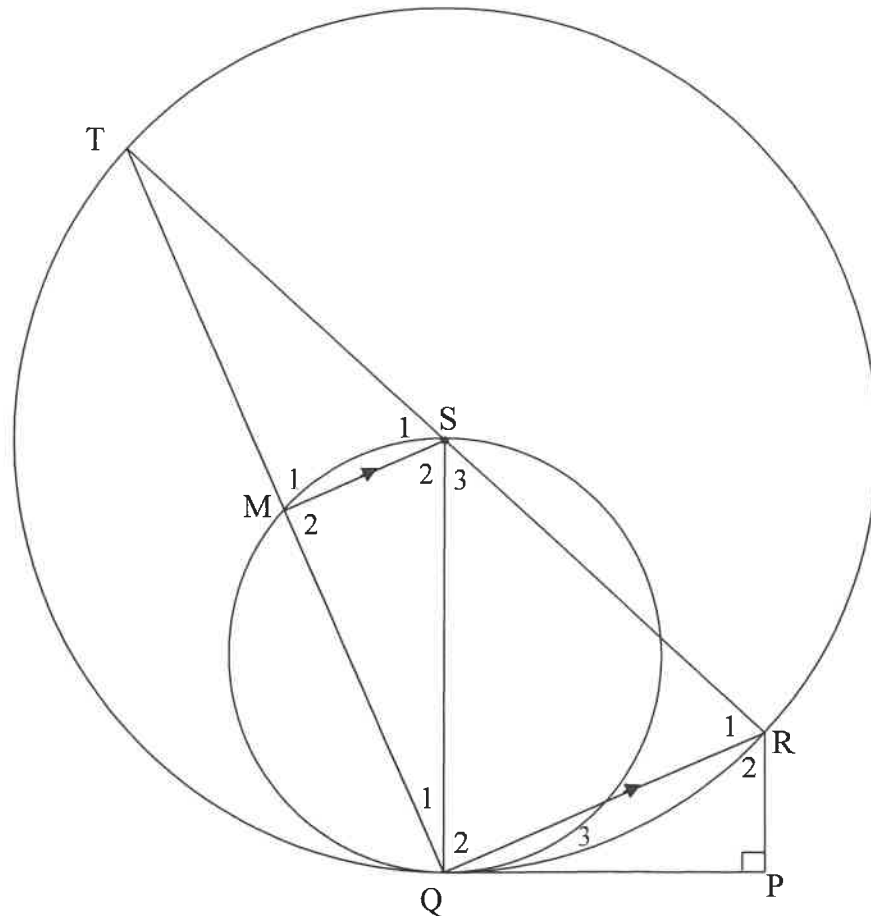
9.1



	Solution/Oplossing	Marks/ Punte
9.1		
		(6)

	Solution/Oplissing	Marks/ Punte
9.2.2		(2)
9.2.3		(3)
		[17]

QUESTION/VRAAG 10



	Solution/Oplissing	Marks/ Punte
10.1.1		(3)

	Additional space/ <i>Bykomende ruimte</i>	Marks/ <i>Punte</i>

[illegible]

TOTAL/TOTAAL: 150

RE-MARK/RE-CHECK HERMERK/HERSIEN				
Question <i>Vraag</i>	Marks <i>Punte</i>			Initials <i>Voorletters</i>
1				
2				
3				
4				
5				
6				
7				
8				
9				
10				
TOTAL TOTAAL				
HASH TOTAL KAF- TOTAAL				