

# Soek jy 'n fantastiese tutor?

[www.teachme2.com/matriek](http://www.teachme2.com/matriek)



Department  
Basic Education  
REPUBLIC OF SOUTH AFRICA

SC/NSC Answer Book  
*SS/NSS Antwoordeboek*

**CENTRE NUMBER**  
**SENTRUMNOMMER**

**EXAMINATION NUMBER**  
**EKSAMENNOMMER**

DATE  
DATUMBOOK NUMBER  
BOEKNOMMER

OF  
VAN

BOOKS  
ROEKE

**SUBJECT CODE**  
**VAKKODE**

PAPER NUMBER  
VRAESTELNOMMER

2

**SUBJECT NAME**  
**VAKNAAM**

**MATHEMATICS/WISKUNDE**

**CONTROLLED AND CERTIFIED CORRECT**  
(SURNAME AND INITIALS OF EA)  
**GEKONTROLEER EN AS KORREK**  
**GESERTIFISEER (VAN EN VOORLETTERS**  
**VAN EA)**

READ INSTRUCTIONS ON THE NEXT PAGE.  
LEES INSTRUKSIES OP VOLGENDE BLADSY.

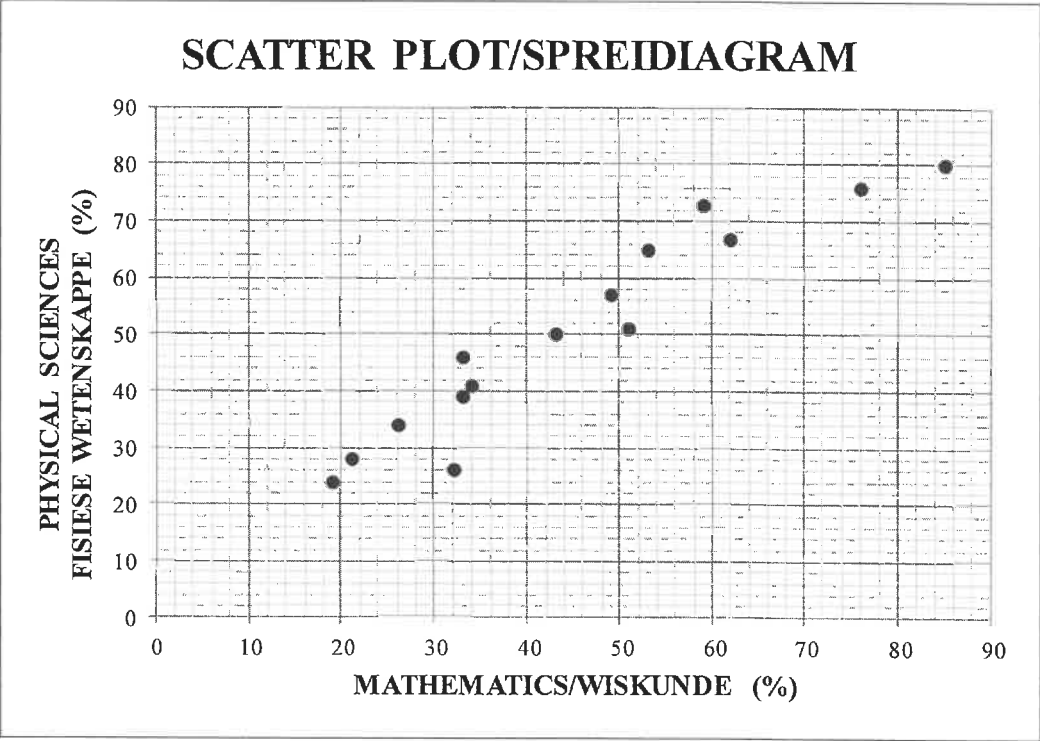
Copyright reserved/Kopiereg voorbehou

Please turn over/*Blaai om asseblief*

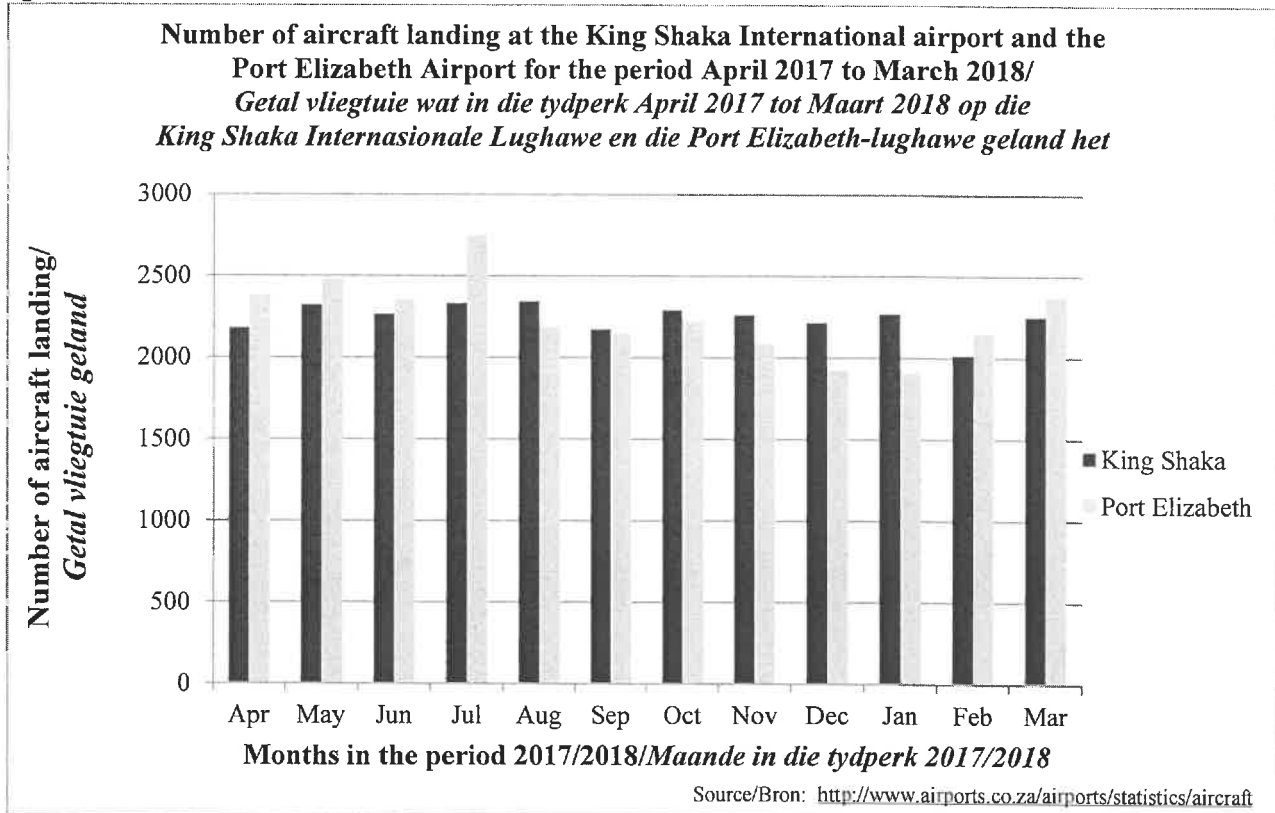
PLEASE FOLLOW THESE INSTRUCTIONS CAREFULLY	VOLG ASSEBLIEF HIERDIE INSTRUKSIES NOUKEURIG
<ol style="list-style-type: none"> <li>Clearly write your examination number and centre number in the space provided and attach your barcode label in the space provided.</li> <li>Remember that your own name (or the name of your school) may NOT appear anywhere on or in this answer book.</li> <li>Answer ALL questions in the spaces provided.</li> <li>NO pages may be torn from this answer book.</li> <li>Read the instructions printed on your timetable carefully as well as any other instructions which may be given in each question paper.</li> <li>Candidates may NOT retain an answer book or remove it from the examination room.</li> <li>Answers must be written in black/blue ink as distinctly as possible. Do NOT write in the margins.</li> <li>Write the numbers of the questions you have answered on the front cover of the answer book where marks are to be recorded.</li> <li>If you require additional space for your answers: <ol style="list-style-type: none"> <li>Use the additional space provided at the end of the answer book.</li> <li>When answering a question in the additional space, clearly indicate the question number in the column on the LHS.</li> <li>Rule off after each answer.</li> </ol> </li> <li>Draw a neat line through any work/rough work that must not be marked.</li> </ol>	<ol style="list-style-type: none"> <li>Skryf jou eksamennommer en sentrumnummer duidelik in die ruimtes verskaf en plak jou stafieskodeplakker in die ruimte verskaf.</li> <li>Onthou dat jou eie naam (of die naam van jou skool) NIE op of in hierdie antwoordeboek mag voorkom NIE.</li> <li>Beantwoord ALLE vrae in die ruimtes wat verskaf is.</li> <li>GEEN bladsye mag uit hierdie antwoordeboek geskeur word NIE.</li> <li>Lees die instruksies, wat op jou eksamenrooster gedruk is, sorgvuldig deur, asook enige ander instruksies wat op elke vraestel gegee word.</li> <li>GEEN antwoordeboek mag deur die kandidaat behou of uit die eksamenlokaal verwyder word NIE.</li> <li>Skryf die antwoorde so duidelik moontlik met swart/blou ink. Laat die kantlyne oop.</li> <li>Skryf die nommers van die vrae wat jy beantwoord het op die voorblad van die antwoordeboek waar die punte aangebring word.</li> <li>In geval jy bykomende ruimte benodig vir jou antwoorde: <ol style="list-style-type: none"> <li>Gebruik die bykomende ruimte wat aan die einde van die antwoordeboek verskaf word.</li> <li>As 'n vraag in die bykomende ruimte beantwoord word, dui duidelik die vraagnommer in die kolom aan die LK aan.</li> <li>Trek 'n lyn na elke antwoord.</li> </ol> </li> <li>Trek 'n netjiese lyn deur enige werk/rofwerk wat nie nagesien moet word nie.</li> </ol>

**QUESTION/VRAAG 1**

<b>Mathematics</b> <i>Wiskunde</i> (as %)	26	62	21	33	53	76	32	59	43	33	49	51	19	34	85
<b>Physical Sciences</b> <i>Fisiese Wetenskappe</i> (as %)	34	67	28	46	65	76	26	73	50	39	57	51	24	41	80

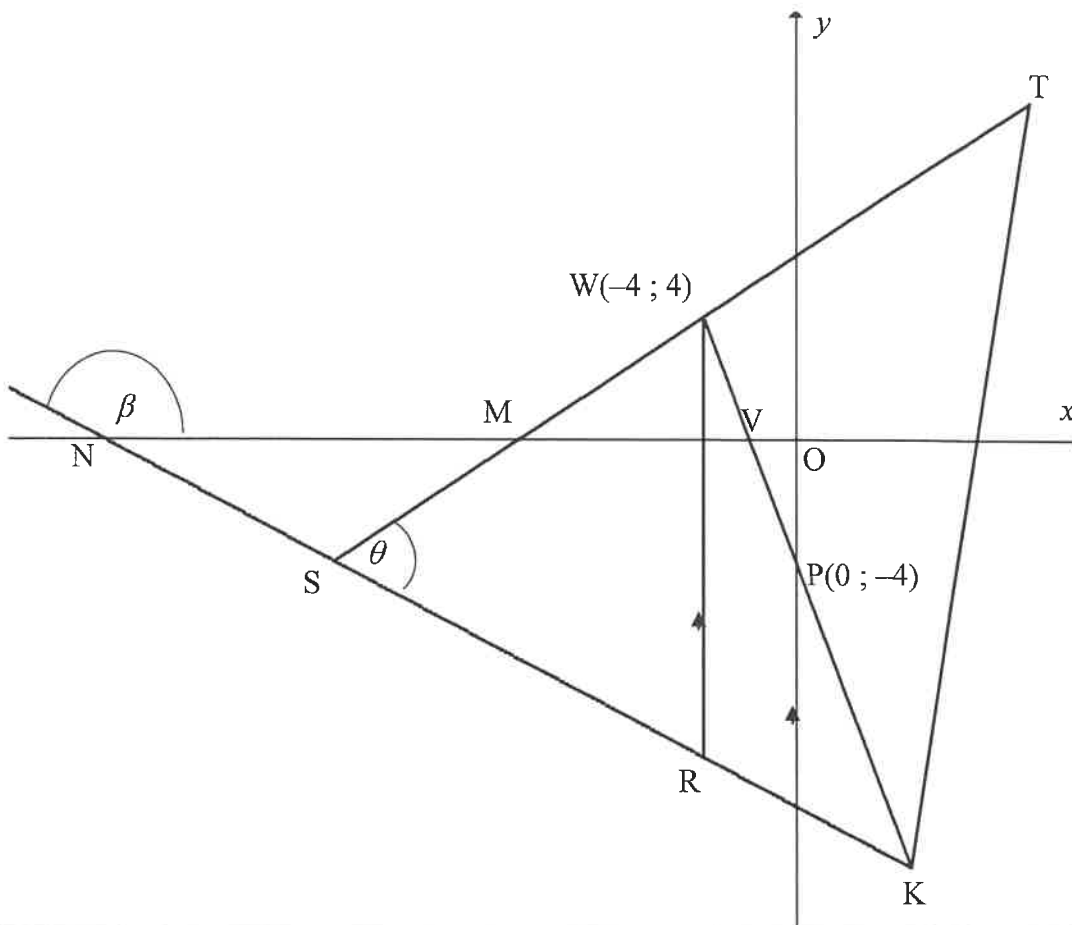
	<b>Solution/Oplossing</b>	<b>Marks Punte</b>
1.1	<div></div> <div></div> <div></div> <div></div>	(3)
1.2	<p style="text-align: center;"><b>SCATTER PLOT/SPREIDIAGRAM</b></p>  <p>The scatter plot displays 16 data points. The x-axis is labeled 'MATHEMATICS/WISKUNDE (%)' and ranges from 0 to 90. The y-axis is labeled 'PHYSICAL SCIENCES/FISIESE WETENSKAPPE (%)' and ranges from 0 to 90. The points are approximately at: (20, 24), (21, 28), (26, 34), (33, 26), (33, 46), (33, 39), (34, 41), (43, 50), (49, 57), (51, 39), (51, 51), (53, 65), (59, 73), (62, 67), (76, 76), (85, 80).</p>	(2)
1.3	<div></div> <div></div> <div></div> <div></div>	(2)

	<b>Solution/<i>Oplossing</i></b>	<b>Marks <i>Punte</i></b>
1.4		(1)
1.5		(1)
1.6		(1)
		<b>[10]</b>

**QUESTION/VRAAG 2**

	Solution/Oplissing	Marks Punte
2.1		(1)
2.2		(2)
2.3		(2)
2.4		(3)
2.5		(1)
		[9]

**QUESTION/VRAAG 3**

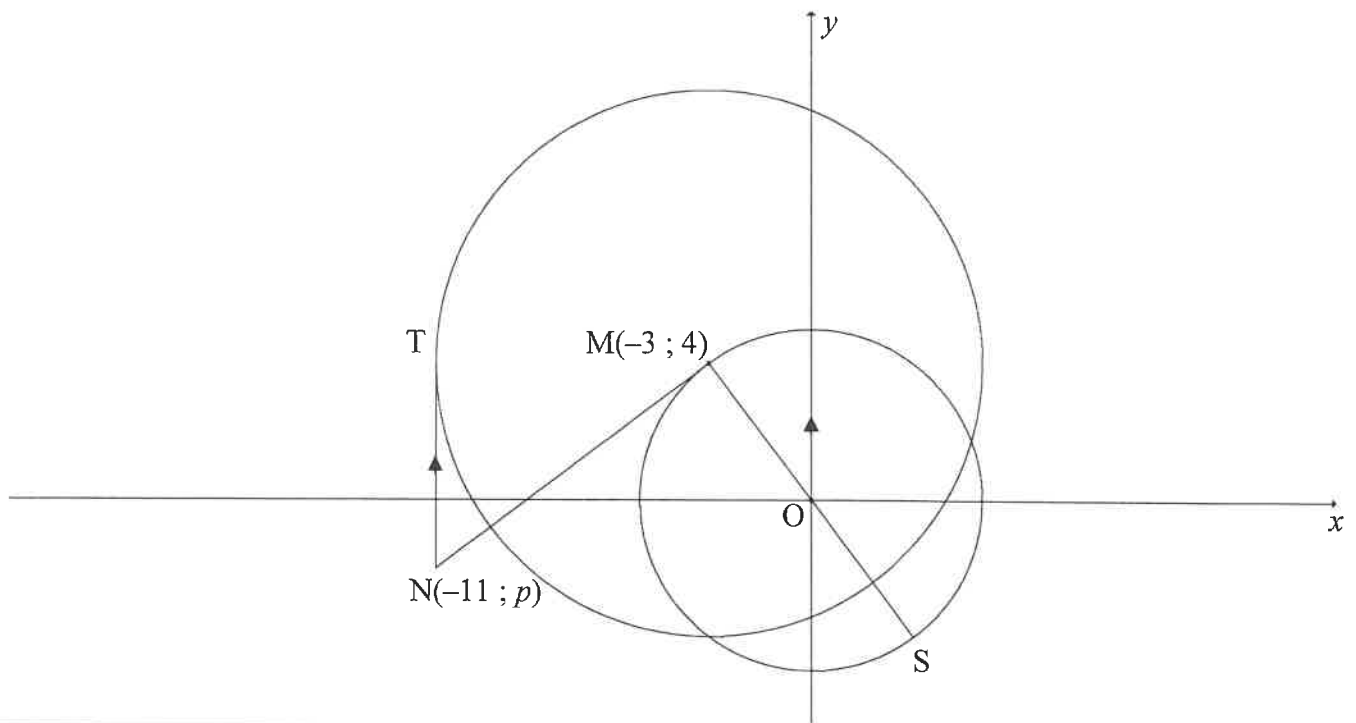


	<b>Solution/Oplissing</b>	<b>Marks Punte</b>
3.1		(2)
3.2		(2)
3.3		(4)

	<b>Solution/Oplossing</b>	<b>Marks Punte</b>
3.4		(4)
3.5		(5)
3.6		(4)
		<b>[21]</b>



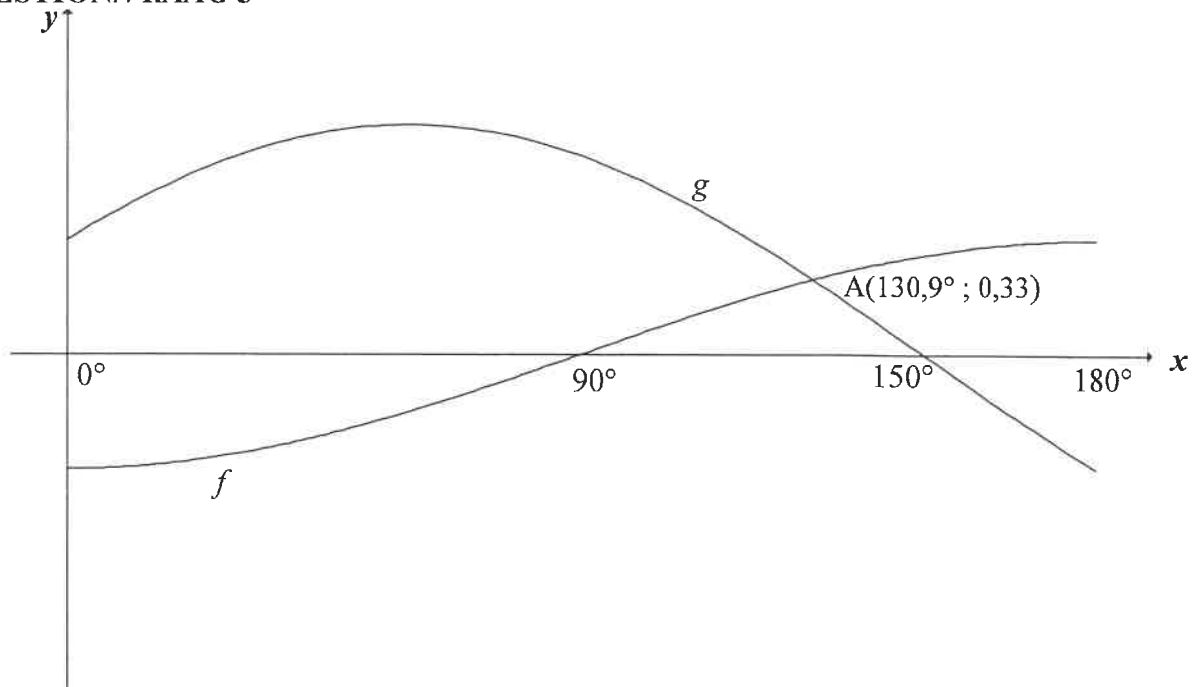
**QUESTION/VRAAG 4**



	<b>Solution/Oplissing</b>	<b>Marks Punte</b>
4.1		(2)
4.2		(3)
4.3		(4)

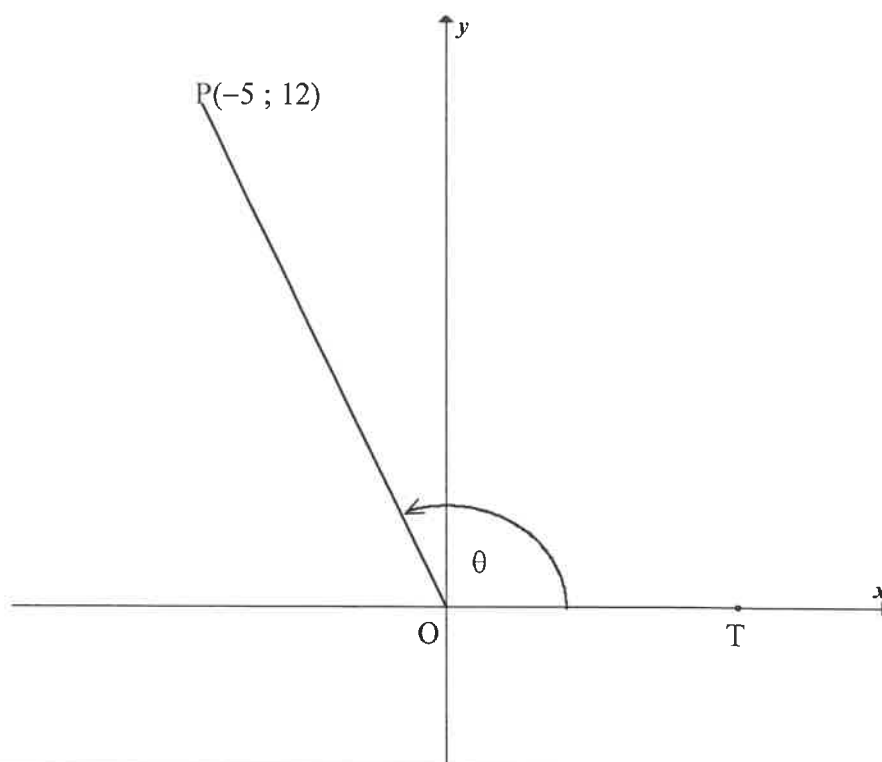
	<b>Solution/<i>Oplossing</i></b>	<b>Marks <i>Punte</i></b>
4.4		(5)
4.5		(5)
		<b>[19]</b>

**QUESTION/VRAAG 5**



	<b>Solution/Oplissing</b>	<b>Marks Punte</b>
5.1		(1)
5.2		(1)
5.3		(1)
5.4.1		(1)
5.4.2		(4)
		<b>[8]</b>

**QUESTION/VRAAG 6**

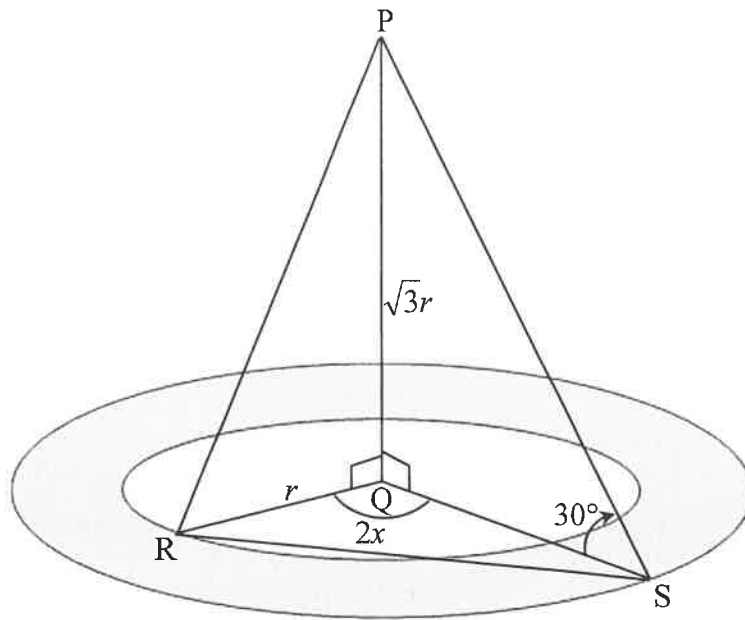


	<b>Solution/Oplossing</b>	<b>Marks Punte</b>
6.1.1		(1)
6.1.2		(3)
6.1.3		(4)

6.2				
	6.3			(5)
			(6)	

6.4		
		(5)
		[24]

**QUESTION/VRAAG 7**



	<b>Solution/Oplissing</b>	<b>Marks Punte</b>
7.1		(3)
7.2		(2)
7.3		(3)

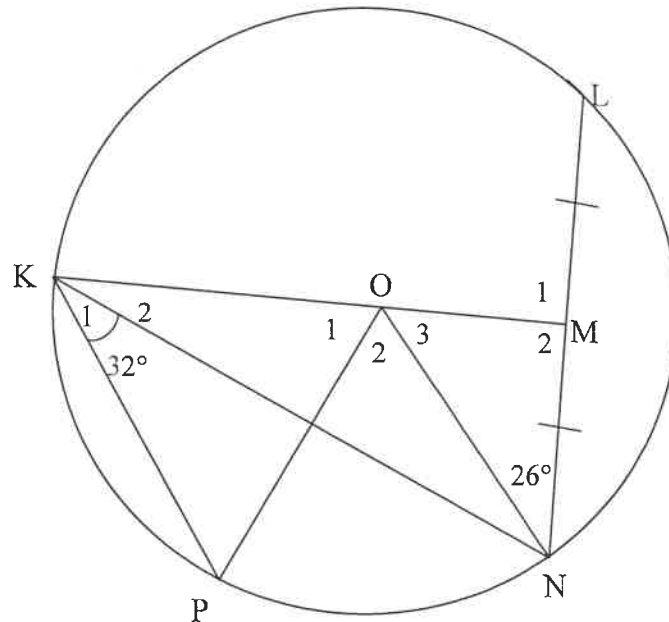
7.4		(2)
		[10]



Give reasons for your statements in QUESTIONS 8, 9 and 10.  
Verskaf redes vir jou bewerings in VRAAG 8, 9 en 10.

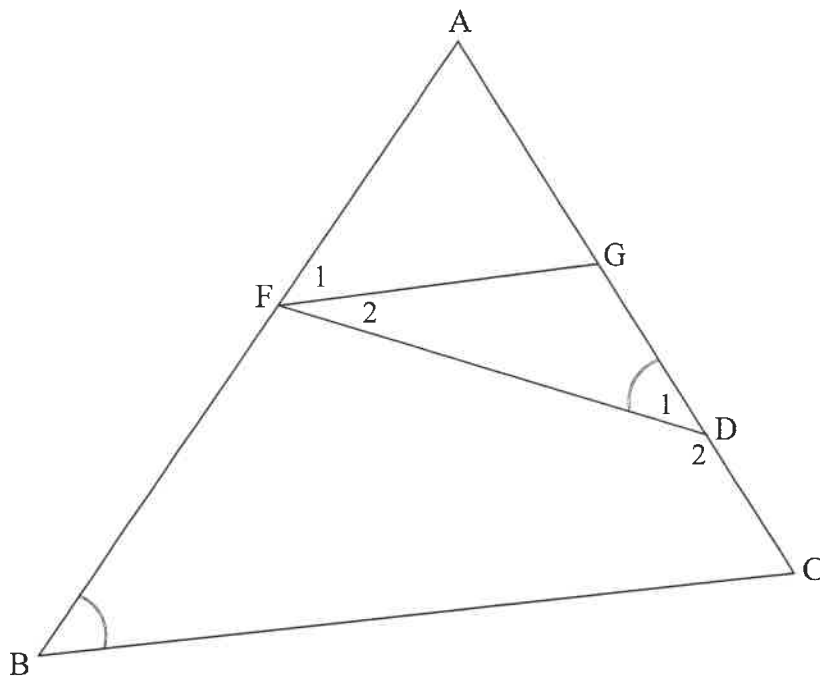
**QUESTION/VRAAG 8**

8.1



	Solution/Oplissing	Marks Punte
8.1.1(a)		(2)
8.1.1(b)		(4)
8.1.2		(3)

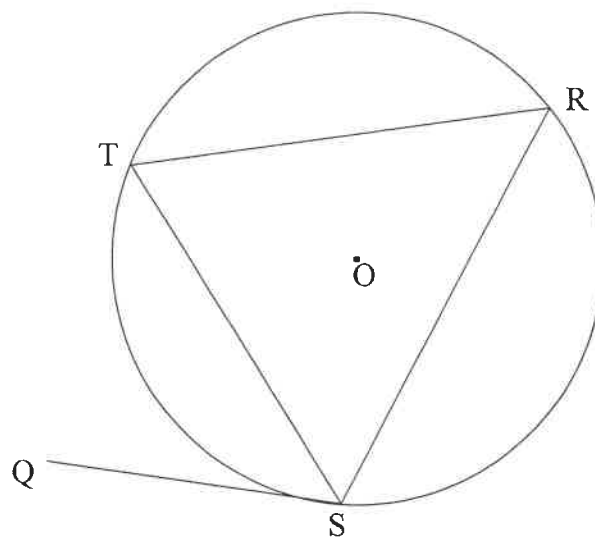
8.2



	Solution/Oplissing	Marks Punte
8.2.1		(4)
8.2.2		(4)
		[17]

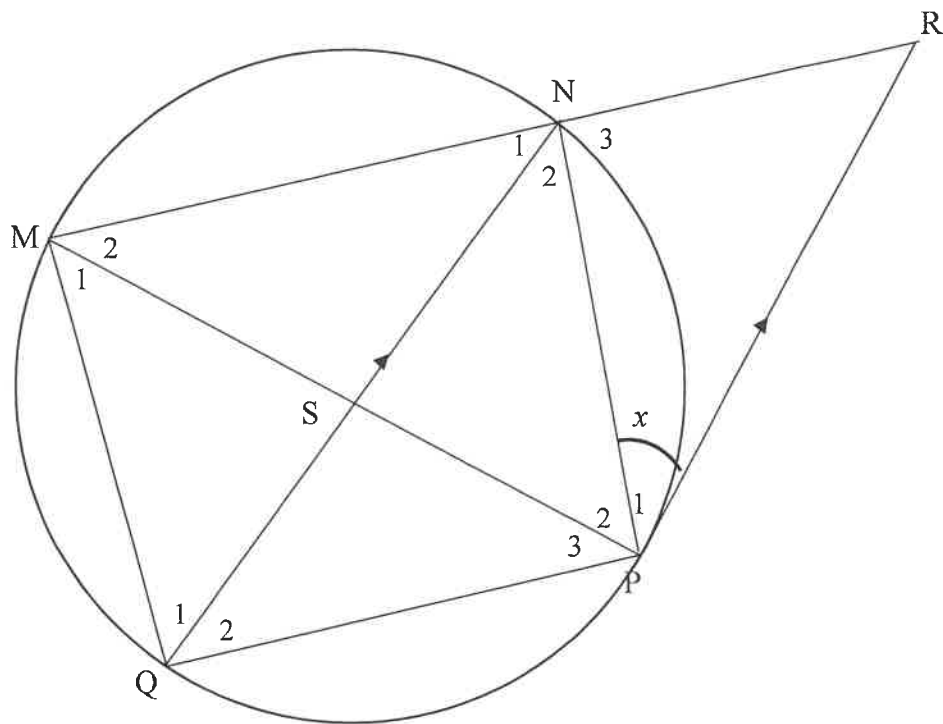
**QUESTION/VRAAG 9**

9.1



	<b>Solution/Oplossing</b>	<b>Marks Punte</b>
9.1		
		(5)

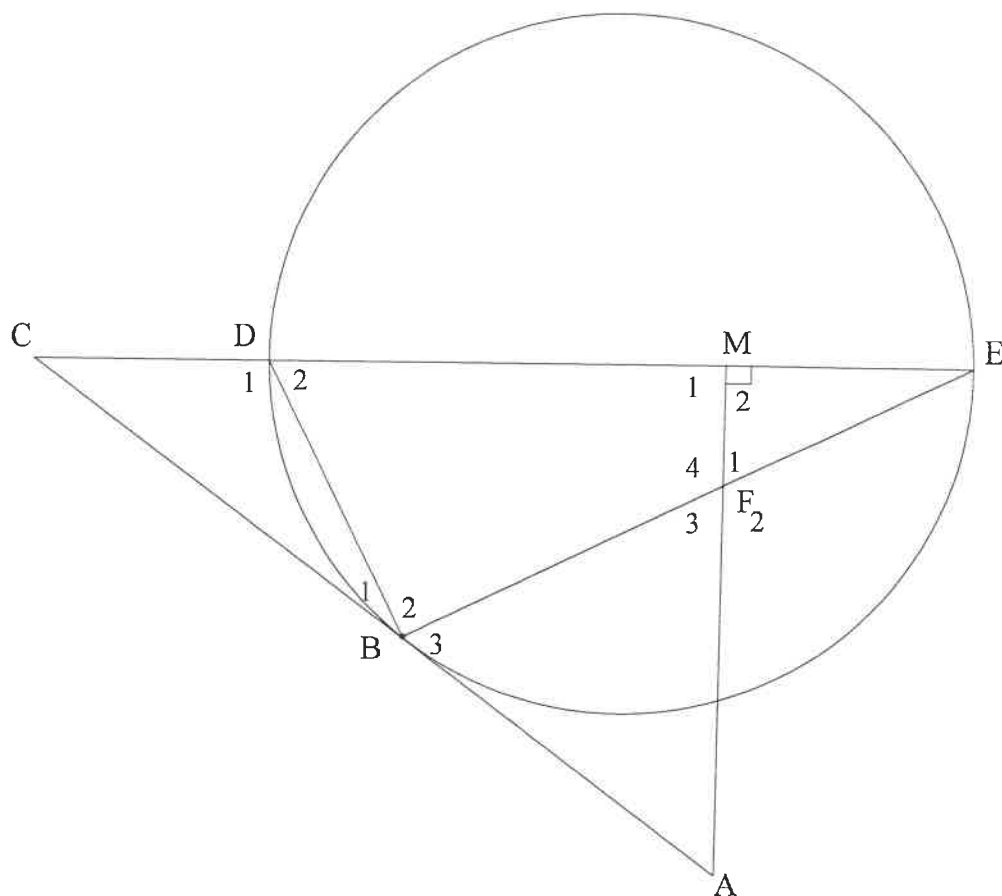
9.2



	<b>Solution/Oplissing</b>	<b>Marks Punte</b>
9.2.1(a)		(2)
9.2.1(b)		(2)
9.2.2		

	<b>Solution/<i>Oplossing</i></b>	<b>Marks <i>Punte</i></b>
9.2.2 (contd)		
		(6)
		[15]

**QUESTION/VRAG 10**



	Solution/Oplissing	Marks Punte
10.1.1		(3)
10.1.2		(4)

	<b>Solution/<i>Oplossing</i></b>	<b>Marks <i>Punte</i></b>
10.1.3		(3)
10.2.1		(3)
10.2.2		(4)
		<b>[17]</b>







<b>RE-MARK/RE-CHECK HERMERK/HERSIEN</b>				
<b>Question Vraag</b>	<b>Marks Punte</b>			<b>Initials Voorletters</b>
<b>1</b>				
<b>2</b>				
<b>3</b>				
<b>4</b>				
<b>5</b>				
<b>6</b>				
<b>7</b>				
<b>8</b>				
<b>9</b>				
<b>10</b>				
<b>TOTAL TOTAAL</b>				
<b>HASH TOTAL KAF- TOTAAL</b>				