

# Need an amazing tutor?

[www.teachme2.com/matric](http://www.teachme2.com/matric)



Collected and collated by

**teachme2**

Confidential



# **basic education**

Department:  
Basic Education  
**REPUBLIC OF SOUTH AFRICA**

## **SENIOR CERTIFICATE EXAMINATIONS/ NATIONAL SENIOR CERTIFICATE EXAMINATIONS**

**PHYSICAL SCIENCES: CHEMISTRY (P2)**

**MAY/JUNE 2024**

**MARKS: 150**

**TIME: 3 hours**

**This question paper consists of 16 pages and 4 data sheets.**

## INSTRUCTIONS AND INFORMATION

1. Write your centre number and examination number in the appropriate spaces on the ANSWER BOOK.
2. This question paper consists of NINE questions. Answer ALL the questions in the ANSWER BOOK.
3. Start EACH question on a NEW page in the ANSWER BOOK.
4. Number the answers correctly according to the numbering system used in this question paper.
5. Leave ONE line between two subquestions, e.g. between QUESTION 2.1 and QUESTION 2.2.
6. You may use a non-programmable calculator.
7. Show ALL formulae and substitutions in ALL calculations.
8. Round off your FINAL numerical answers to a minimum of TWO decimal places.
9. Give brief motivations, discussions, etc. where required.
10. You are advised to use the attached DATA SHEETS.
11. Write neatly and legibly.

**QUESTION 1: MULTIPLE-CHOICE QUESTIONS**

Various options are provided as possible answers to the following questions. Each question has only ONE correct answer. Choose the answer and write only the letter (A–D) next to the question numbers (1.1 to 1.10) in the ANSWER BOOK, e.g. 1.11 E.

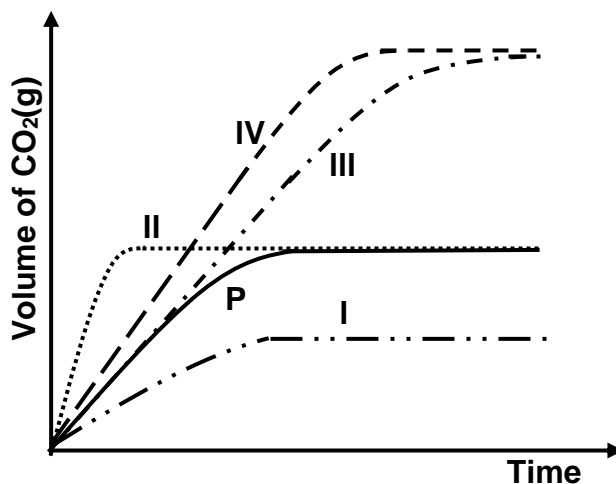
- 1.1 The functional group for an ALDEHYDE is a ...
- A formyl group.
  - B carboxyl group.
  - C carbonyl group.
  - D hydroxyl group. (2)
- 1.2 Which ONE of the following equations represents the reaction for the IDENTIFICATION of an UNSATURATED organic compound in the laboratory?
- A  $\text{CH}_3\text{CH}_2\text{CH}_2\text{CHCH}_2 + \text{H}_2 \rightarrow \text{CH}_3\text{CH}_2\text{CH}_2\text{CH}_2\text{CH}_3$
  - B  $\text{CH}_3\text{CH}_2\text{CH}_2\text{CHCH}_2 + \text{HBr} \rightarrow \text{CH}_3\text{CH}_2\text{CH}_2\text{CHBrCH}_3$
  - C  $\text{CH}_3\text{CH}_2\text{CH}_2\text{CHCH}_2 + \text{Br}_2 \rightarrow \text{CH}_3\text{CH}_2\text{CH}_2\text{CHBrCH}_2\text{Br}$
  - D  $\text{CH}_3\text{CH}_2\text{CH}_2\text{CH}_2\text{CH}_3 + \text{Br}_2 \rightarrow \text{CH}_3\text{CH}_2\text{CH}_2\text{CH}_2\text{CH}_2\text{Br} + \text{HBr}$  (2)
- 1.3 Which ONE of the following is the EMPIRICAL formula of ethyl ethanoate?
- A  $\text{C}_2\text{H}_4\text{O}$
  - B  $\text{C}_2\text{H}_2\text{O}$
  - C  $\text{C}_4\text{H}_8\text{O}$
  - D  $\text{C}_4\text{H}_8\text{O}_2$  (2)

- 1.4 In an experiment 5 g of calcium carbonate,  $\text{CaCO}_3(\text{s})$ , reacts with EXCESS hydrochloric acid,  $\text{HCl}(\text{aq})$ , at a temperature of  $40^\circ\text{C}$ .



The volume of  $\text{CO}_2(\text{g})$  produced versus time is shown by CURVE **P** in the graph below.

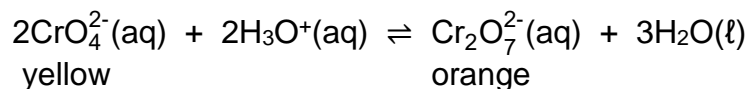
The experiment is repeated with 10 g of the same  $\text{CaCO}_3(\text{s})$  sample and an excess of  $\text{HCl}(\text{aq})$  with the same concentration at  $40^\circ\text{C}$ . Which ONE of the curves will now be obtained?



- A Curve I
- B Curve II
- C Curve III
- D Curve IV

(2) ..

- 1.5 The balanced equation below represents a reaction at equilibrium.

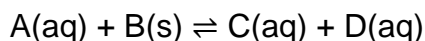


Which statement(s) is/are TRUE when a few drops of concentrated hydrochloric acid,  $\text{HCl}(\text{conc})$ , are added to the mixture?

- (i) The reverse reaction will be favoured.
- (ii) The concentration of  $\text{Cr}_2\text{O}_7^{2-}(\text{aq})$  increases.
- (iii) The colour of the solution changes from yellow to orange.

- A (i) only
- B (i) and (ii) only
- C (i) and (iii) only
- D (ii) and (iii) only (2)

- 1.6 Consider the equation below for a hypothetical reaction.



If the equilibrium constant  $K_c = 1 \times 10^{-4}$ , then ...

- A  $[\text{A}][\text{B}] < [\text{C}][\text{D}]$
- B  $[\text{A}][\text{B}] > [\text{C}][\text{D}]$
- C  $[\text{A}] > [\text{C}][\text{D}]$
- D  $[\text{A}] < [\text{C}][\text{D}]$  (2)

- 1.7 Which ONE of the following shows the PRODUCTS for the reaction of oxalic acid with sodium hydroxide?

- A  $(\text{COO})_2\text{Na}_2(\text{aq}) + \text{H}_2\text{O}(\ell) + \text{CO}_2(\text{g})$
- B  $(\text{COO})_2\text{Na}_2(\text{aq}) + \text{H}_2\text{O}(\ell)$
- C  $\text{CH}_3\text{COONa}(\text{aq}) + \text{H}_2\text{O}(\ell)$
- D  $\text{CH}_3\text{COONa}(\text{aq}) + \text{H}_2\text{O}(\ell) + \text{CO}_2(\text{g})$  (2)

1.8 Four solutions of different acids of the same concentration are compared.

Which ONE of the following  $K_a$  values represents the WEAKEST acid at 25 °C?

A  $4,5 \times 10^{-6}$

B  $2,5 \times 10^{-5}$

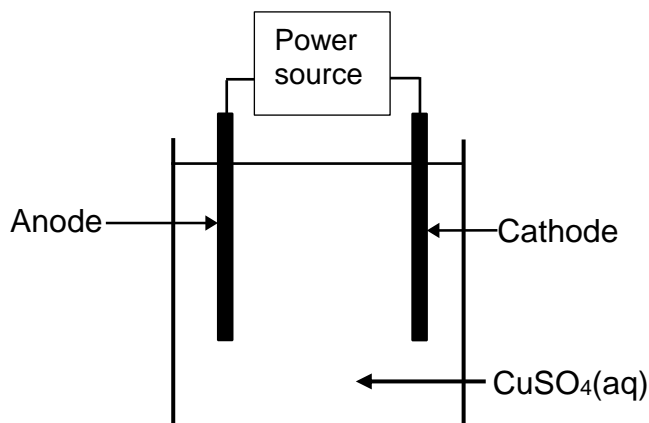
C  $1,8 \times 10^{-2}$

D  $6,5 \times 10^{-2}$

(2)

1.9 Copper is purified by electrolysis.

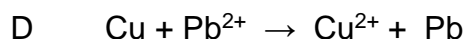
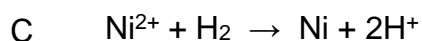
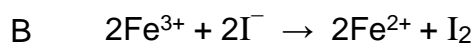
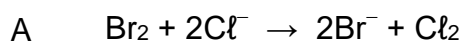
Which ONE of the following combinations is CORRECT for the changes occurring at the anode, cathode and in the electrolyte when the cell is in operation?



	MASS OF THE ANODE	MASS OF THE CATHODE	COLOUR OF THE ELECTROLYTE
A	Increases	Decreases	No change
B	Decreases	Increases	No change
C	Increases	Decreases	Becomes darker
D	Decreases	Increases	Becomes lighter

(2)

1.10 Which ONE of the following redox reactions is SPONTANEOUS under standard conditions?

(2)  
[20]

**QUESTION 2 (Start on a new page.)**

The letters **A** to **H** in the table below represent eight organic compounds.

<b>A</b>	Butan-2-ol	<b>B</b>	$\text{CH}_3\text{C}(\text{CH}_3)_2(\text{CH}_2)_2\text{CH}_3$
<b>C</b>	3-ethylpent-1-yne	<b>D</b>	$\text{CH}_3\text{CH}_2\text{CH}_2\text{CH}_2\text{CHO}$
<b>E</b>	$\begin{array}{c} \text{CH}_3 - \text{CH}_2 - \text{CH} \\ \quad \quad \quad \parallel \\ \text{CH}_3 - \text{CH}_2 - \text{C} - \text{CH}_2 - \text{CH}_3 \end{array}$	<b>F</b>	Butan-1-ol
<b>G</b>	$\begin{array}{c} \text{CH}_3 \quad \text{Cl} - \text{CH} \\   \quad   \\ \text{CH}_3 - \text{C} - \text{CH}_2 - \text{CH} - \text{CH}_3 \\   \\ \text{Cl} \end{array}$	<b>H</b>	$\begin{array}{c} \text{CH}_3 \\   \\ \text{CH}_3 - \text{C} - \text{CH}_3 \\   \\ \text{C} = \text{O} \\   \\ \text{H} \end{array}$

- 2.1 Define the term *hydrocarbon*. (2)
- 2.2 Write down the letter(s) for: (1)
- 2.2.1 TWO compounds that are UNSATURATED hydrocarbons (2)
- 2.2.2 TWO compounds that are CHAIN ISOMERS of each other (1)
- 2.2.3 A secondary alcohol (2)
- 2.3 Write down the: (3)
- 2.3.1 STRUCTURAL formula of the FUNCTIONAL ISOMER of compound **D** (2)
- 2.3.2 General formula of the homologous series to which compound **B** belongs (1)
- 2.3.3 STRUCTURAL formula of compound **C** (2)
- 2.4 Write down the IUPAC name of compound: (3)
- 2.4.1 **E** (3)
- 2.4.2 **G** (2)
- 2.4.3 **H** (3)
- 2.5 Compound **B** undergoes complete combustion. Using MOLECULAR FORMULAE, write down the balanced equation for this reaction. (3)

**[22]**



**QUESTION 3 (Start on a new page.)**

The boiling points of some organic compounds are shown in the table below. The atmospheric pressure is 101,3 kPa.

	ORGANIC COMPOUND	BOILING POINT (°C)
<b>A</b>	$\text{CH}_3\text{CH}_2\text{CH}_2\text{CH}_2\text{Cl}$	78
<b>B</b>	$\text{CH}_3\text{CH}(\text{CH}_3)\text{CH}_2\text{Cl}$	46
<b>C</b>	$\text{CH}_3\text{CH}_2\text{CH}_2\text{CH}_2\text{OH}$	118
<b>D</b>	$\text{CH}_3\text{CH}_2\text{CH}_2\text{CHO}$	<b>X</b>

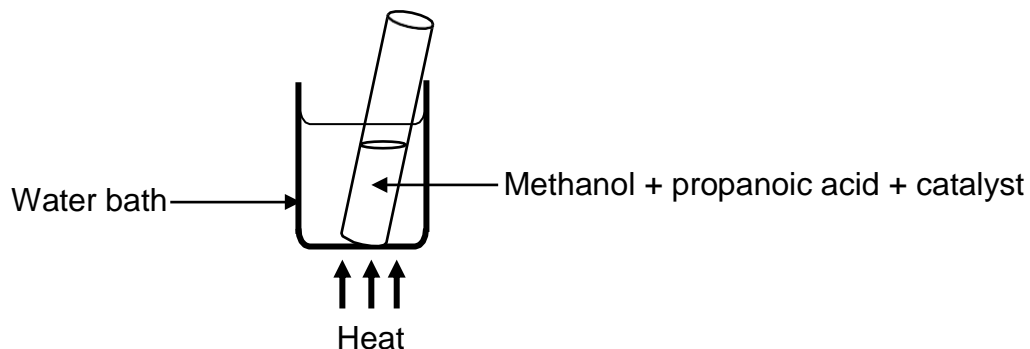
- 3.1 Define the term *boiling point*. (2)
- 3.2 Which ONE of compounds **A**, **B** or **C** is mainly in the liquid phase at 100 °C? (1)
- 3.3 Explain the difference in the boiling points of compounds **A** and **B**. (3)
- 3.4 Consider the boiling points below.

75 °C	120 °C	126 °C
-------	--------	--------

- 3.4.1 Which ONE of these values represents **X**, the boiling point of compound **D**? (1)
- 3.4.2 Fully explain the answer to QUESTION 3.4.1. (2)
- 3.5 The atmospheric pressure is now changed to 83 kPa.
- How will the boiling points of these organic compounds be affected? Choose from INCREASE, DECREASE or REMAIN THE SAME. (1)
- [10]**

**QUESTION 4 (Start on a new page.)**

- 4.1 In an experiment, a test tube containing methanol, propanoic acid and a catalyst is heated in a water bath.

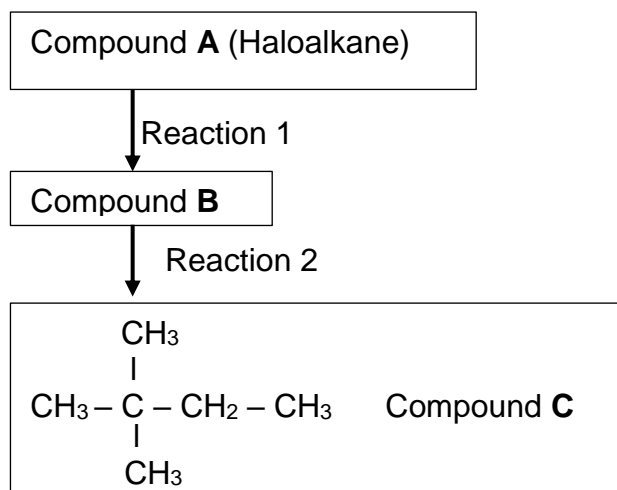


Write down:

- |       |   |     |
|-------|---|-----|
| 4.1.1 | The NAME or FORMULA of the catalyst                                     | (1) |
| 4.1.2 | The type of reaction taking place                                       | (1) |
| 4.1.3 | TWO reasons why the use of a water bath is preferred in this experiment | (2) |
| 4.1.4 | The balanced equation for this reaction using STRUCTURAL FORMULAE       | (5) |
| 4.1.5 | The IUPAC name of the organic product for this reaction                 | (2) |

- 4.2 Compound **A**, a six-carbon branched haloalkane, is used in a two-step reaction to prepare compound **C**.

Reaction 2 is an ADDITION reaction.

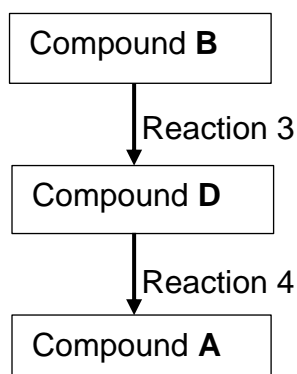


Write down:

- 4.2.1 The NAME or FORMULA of the inorganic reactant in reaction 2 (1)
- 4.2.2 The IUPAC name of compound **B** (2)
- 4.2.3 The type of reaction represented by reaction 1 (1)

Compound **B** is now used in two-step reaction to prepare compound **A**.

Reaction 4 is a SUBSTITUTION reaction.



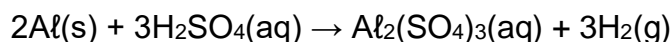
Write down:

- 4.2.4 The NAME or FORMULA of the catalyst used in reaction 3 (1)
- 4.2.5 The IUPAC name of compound **D** (2)
- 4.2.6 The type of reaction represented by reaction 3 (1)
- 4.2.7 The type of haloalkane represented by compound **A** (Choose from primary, secondary or tertiary.) (1)

[20]

**QUESTION 5 (Start on a new page.)**

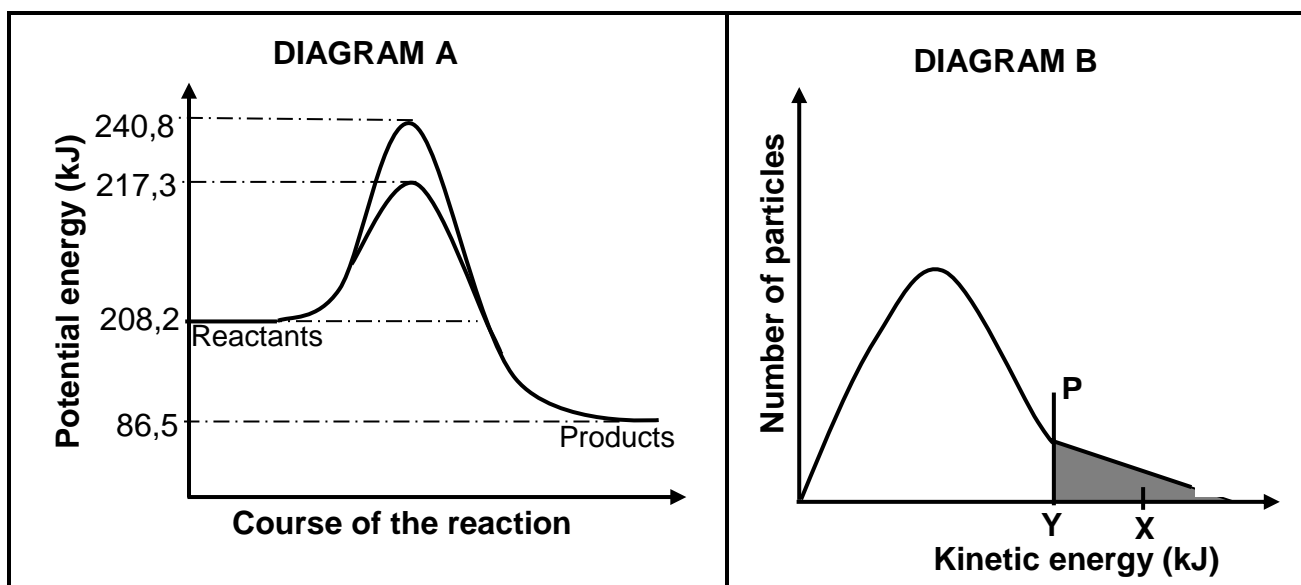
The reaction between aluminium and EXCESS sulphuric acid is used to investigate factors affecting rates of reactions.

**5.1 INVESTIGATION I**

The effect of a catalyst on the rate of reaction is determined.

Aluminium powder of mass 5 g reacts with excess  $0,1 \text{ mol}\cdot\text{dm}^{-3} \text{ H}_2\text{SO}_4$  at  $60^\circ\text{C}$ .

Consider the following energy diagrams (not drawn to scale) for this investigation. **X** and **Y** in diagram **B** represent the activation energies.



- 5.1.1 Is the reaction between  $\text{Al(s)}$  and dilute  $\text{H}_2\text{SO}_4(\text{aq})$  ENDOTHERMIC or EXOTHERMIC? Give a reason for the answer by referring to the above diagrams. (2)
- 5.1.2 What does the shaded area to the right of line **P** represent? (1)
- 5.1.3 Determine the numerical value represented by the letter **X** on diagram **B**. (2)

**5.2 INVESTIGATION II**

The investigation is now repeated at 30 °C using the same reactants (5g Al powder and excess 0,1 mol·dm<sup>-3</sup> H<sub>2</sub>SO<sub>4</sub>) and catalyst.

How will this affect EACH of the following when compared to INVESTIGATION I? Choose from INCREASES, DECREASES or REMAINS THE SAME.

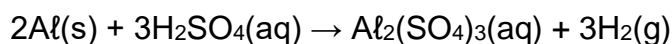
5.2.1 The size of the shaded area (diagram **B**) (1)

5.2.2 The value of **Y** (1)

5.2.3 The TOTAL volume of hydrogen gas produced (1)

**5.3 INVESTIGATION III**

In this investigation, 5 g of the same sample of IMPURE aluminium powder reacts with an EXCESS diluted H<sub>2</sub>SO<sub>4</sub> at 60 °C in each of three runs. The table below summarises the conditions and the results obtained. (Assume that the impurities do not react.)



RUN	CONCENTRATION H <sub>2</sub> SO <sub>4</sub> (aq) (mol·dm <sup>-3</sup> )	AVERAGE RATE OF VOLUME H <sub>2</sub> (g) PRODUCED (cm <sup>3</sup> ·s <sup>-1</sup> )
1	0,1	15
2	0,2	19
3	0,4	40

5.3.1 Write down the independent variable for this investigation. (1)

5.3.2 Use the collision theory to explain how the average rate of the reaction is affected in this investigation. (3)

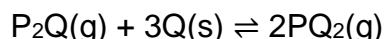
5.3.3 The time for the reaction to reach completion in RUN **3** is 2,6 minutes.

Calculate the percentage purity of the aluminium. Take the molar gas volume at 60 °C to be 27 000 cm<sup>3</sup>·mol<sup>-1</sup>.

(6)  
**[18]**

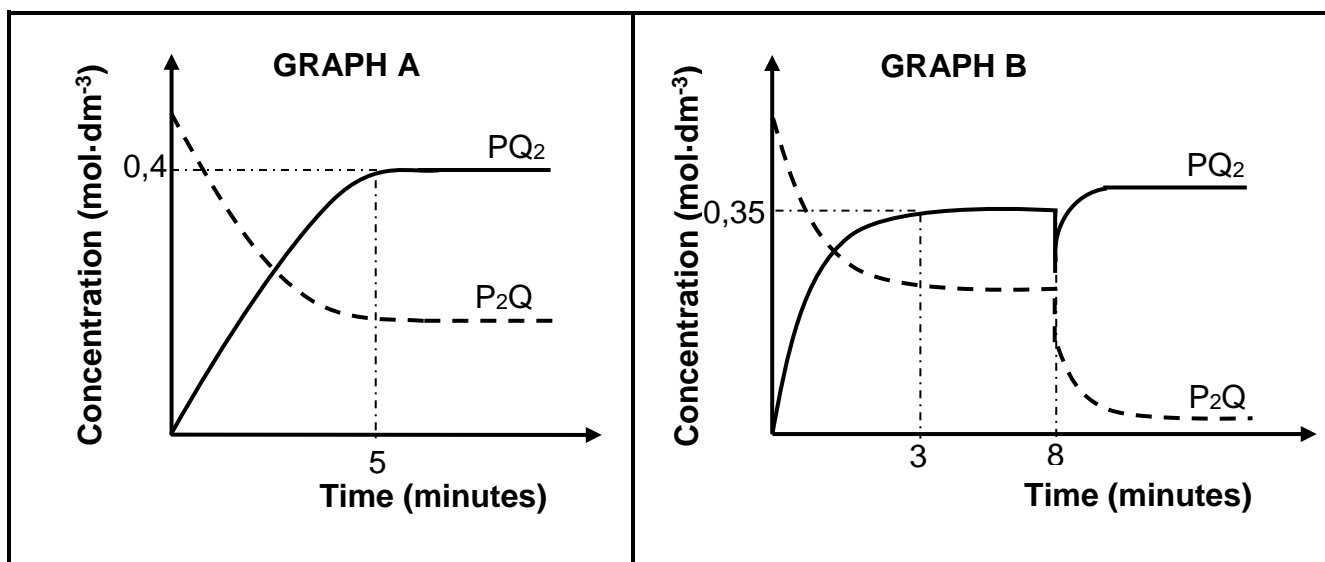
**QUESTION 6 (Start on a new page.)**

Consider the balanced equation for a hypothetical reaction that takes place in  $2 \text{ dm}^3$  sealed containers.



The graphs below, not drawn to scale, are obtained for the same reaction at two different temperatures.

Graph **A** is obtained at 298 K and graph **B** at 398 K.



- 6.1 State Le Chatelier's principle. (2)
- 6.2 What do the parallel lines after  $t = 5$  minutes in graph **A** represent? (1)
- 6.3 Is the forward reaction EXOTHERMIC or ENDOTHERMIC? (1)
- 6.4 Explain the answer to QUESTION 6.3. (2)
- 6.5 How does the value of the equilibrium constant,  $K_c$ , for the reaction in graph **B** compare to that in graph **A**? Choose from GREATER THAN, LESS THAN or EQUAL TO. (1)
- 6.6 The equilibrium constant,  $K_c$ , is 0.49 at 398 K (graph **B**).  
Calculate the initial number of moles of  $\text{P}_2\text{Q}$ . (8)
- 6.7 Describe the change made to the equilibrium system at  $t = 8$  minutes, as shown in graph **B**, at a constant temperature. (1)
- 6.8 Explain by using Le Chatelier's principle how the system reacts to the change in QUESTION 6.7. (2)

**[18]**

**QUESTION 7 (Start on a new page.)**

7.1 A standard solution is prepared by dissolving 10 g of sodium carbonate,  $\text{Na}_2\text{CO}_3(\text{s})$ , in  $0,7 \text{ dm}^3$  of water.

7.1.1 Calculate the concentration of the solution. (3)

7.1.2 Will the pH of the solution be GREATER THAN or LESS THAN 7? (1)

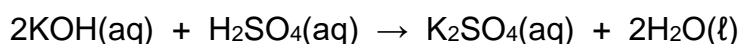
7.1.3 Write an equation that explains the answer to QUESTION 7.1.2. (2)

The sodium carbonate solution is titrated with dilute hydrochloric acid,  $\text{HCl}(\text{aq})$ . The following indicators are available for this titration.

INDICATOR	pH RANGE
<b>P</b>	3,4–4,5
<b>Q</b>	6,8–7,2
<b>R</b>	8,3–10

7.1.4 Which ONE of the indicators (**P**, **Q** or **R**) is most suitable for this titration? Give a reason for the answer by referring to the data in the table. (2)

7.2 When 0,01 moles of *dilute* sulphuric acid,  $\text{H}_2\text{SO}_4(\text{aq})$ , is mixed with 0,024 moles of potassium hydroxide,  $\text{KOH}(\text{aq})$ , the total volume of the final solution is  $0,2 \text{ dm}^3$ .

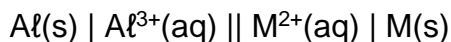


7.2.1 What is meant by a *dilute* acid? (2)

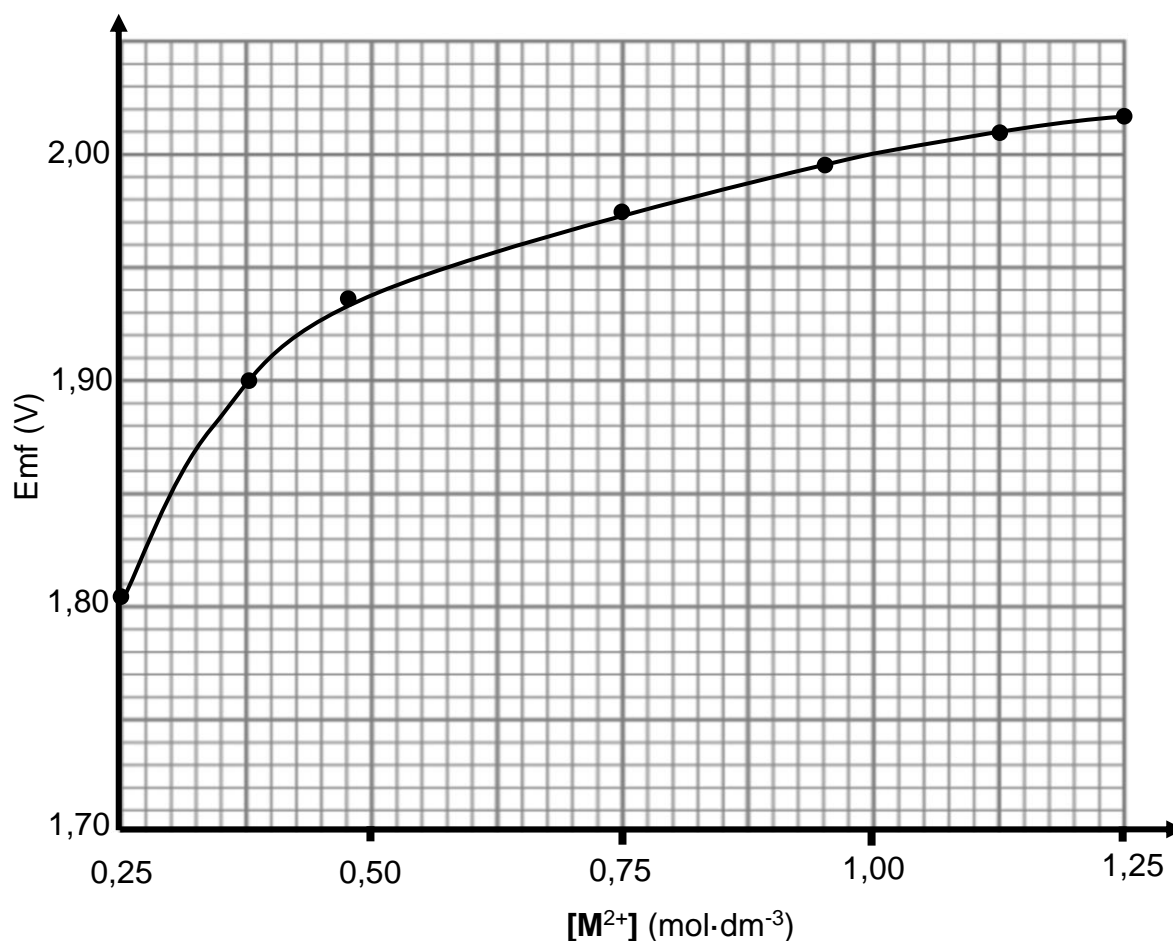
7.2.2 Calculate the pH of the final solution. (8)  
**[18]**

**QUESTION 8 (Start on a new page.)**

The relationship between the concentration of the electrolyte and the cell potential is investigated using the following electrochemical cell represented by the cell notation:



The concentration of  $\text{M}^{2+}$  is changed and the corresponding emf is measured. The concentration of  $\text{Al}^{3+}(\text{aq})$  and the temperature are at standard conditions. The graph below shows the results of this investigation.



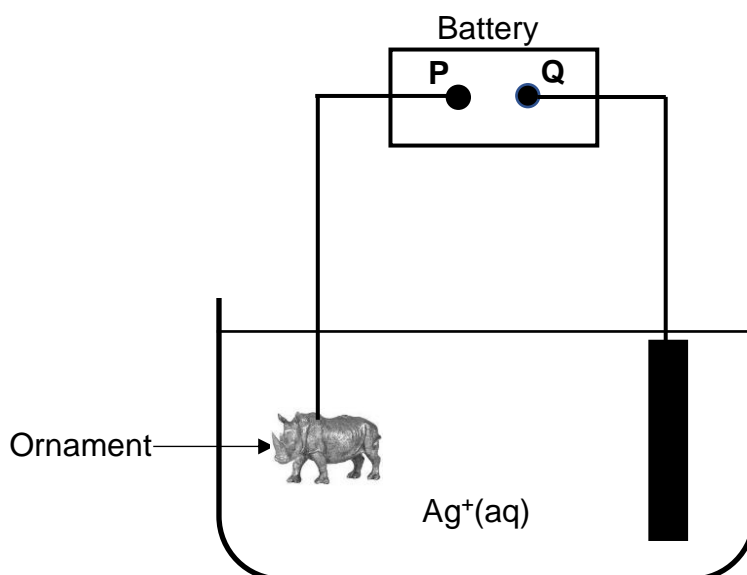
- 8.1 Identify the reducing agent in this cell. (1)
- 8.2 Determine the concentration of  $\text{M}^{2+}(\text{aq})$  that will produce an emf of 1,87 V. (2)
- 8.3 How will the concentration of  $\text{M}^{2+}(\text{aq})$  be affected as the cell operates? Choose from INCREASES, DECREASES or REMAINS THE SAME. (2)
- Give a reason for the answer.
- 8.4 Potassium nitrate,  $\text{KNO}_3(\text{aq})$ , is used in the salt bridge of this cell. (1)
- To which electrode will the  $\text{K}^+$  ions move in the salt bridge (Al or M)?



- 8.5 Identify metal **M** with the aid of a calculation. (6)
- 8.6 Metal **M** is now replaced with magnesium, Mg.
- 8.6.1 Which electrode, Al or Mg, will be the anode? (1)
- 8.6.2 Refer to the relative strengths of the oxidising agents to explain the answer. (2)
- [15]**

**QUESTION 9 (Start on a new page.)**

The simplified diagram below represents the cell used for electroplating ornaments with silver, Ag. **P** and **Q** are the two terminals of the battery.



- 9.1 State the energy conversion that takes place in this cell. (1)
- 9.2 Which terminal of the battery (**P** or **Q**) is negative? (1)
- 9.3 Write down the equation for the half-cell reaction that takes place at the cathode. (2)
- 9.4 Calculate the current needed to electroplate the ornament with 3,25 g of silver in 30 minutes. (5)
- [9]**

**TOTAL: 150**

**DATA FOR PHYSICAL SCIENCES GRADE 12  
PAPER 2 (CHEMISTRY)**

**GEGEWENS VIR FISIESE WETENSKAPPE GRAAD 12  
VRAESTEL 2 (CHEMIE)**

**TABLE 1: PHYSICAL CONSTANTS/TABEL 1: FISIESE KONSTANTES**

NAME/NAAM	SYMBOL/SIMBOOL	VALUE/WAARDE
Standard pressure <i>Standaarddruk</i>	$p^\theta$	$1,013 \times 10^5 \text{ Pa}$
Molar gas volume at STP <i>Molêre gasvolume by STD</i>	$V_m$	$22,4 \text{ dm}^3 \cdot \text{mol}^{-1}$
Standard temperature <i>Standaardtemperatuur</i>	$T^\theta$	$273 \text{ K}$
Charge on electron <i>Lading op elektron</i>	$e$	$-1,6 \times 10^{-19} \text{ C}$
Avogadro's constant <i>Avogadro-konstante</i>	$N_A$	$6,02 \times 10^{23} \text{ mol}^{-1}$

**TABLE 2: FORMULAE/TABEL 2: FORMULES**

$n = \frac{m}{M}$	$n = \frac{N}{N_A}$
$c = \frac{n}{V}$ or/of $c = \frac{m}{MV}$	$n = \frac{V}{V_m}$
$\frac{c_a V_a}{c_b V_b} = \frac{n_a}{n_b}$	$\text{pH} = -\log[\text{H}_3\text{O}^+]$
$K_w = [\text{H}_3\text{O}^+][\text{OH}^-] = 1 \times 10^{-14} \text{ at/by } 298 \text{ K}$	
$E_{\text{cell}}^\theta = E_{\text{cathode}}^\theta - E_{\text{anode}}^\theta$ / $E_{\text{sel}}^\theta = E_{\text{katode}}^\theta - E_{\text{anode}}^\theta$ or/of $E_{\text{cell}}^\theta = E_{\text{reduction}}^\theta - E_{\text{oxidation}}^\theta$ / $E_{\text{sel}}^\theta = E_{\text{reduksie}}^\theta - E_{\text{oksidasie}}^\theta$ or/of $E_{\text{cell}}^\theta = E_{\text{oxidising agent}}^\theta - E_{\text{reducing agent}}^\theta$ / $E_{\text{sel}}^\theta = E_{\text{oksideermi ddel}}^\theta - E_{\text{reduseermi ddel}}^\theta$	
$I = \frac{Q}{\Delta t}$	$n = \frac{Q}{q_e}$ where n is the number of electrons/ waar n die aantal elektrone is

SC/NSC Confidential

**TABLE 3: THE PERIODIC TABLE OF ELEMENTS**  
**TABEL 3: DIE PERIODIEKE TABEL VAN ELEMENTE**

1 (I)	2 (II)	3	4	5	6	7	8	9	10	11	12	13 (III)	14 (IV)	15 (V)	16 (VI)	17 (VII)	18 (VIII)
1 2,1 <b>H</b> 1																	2 <b>He</b> 4
3 1,0 <b>Li</b> 7	4 1,5 <b>Be</b> 9											5 2,0 <b>B</b> 11	6 2,5 <b>C</b> 12	7 3,0 <b>N</b> 14	8 3,5 <b>O</b> 16	9 4,0 <b>F</b> 19	10 <b>Ne</b> 20
11 0,9 <b>Na</b> 23	12 1,2 <b>Mg</b> 24											13 1,5 <b>Al</b> 27	14 1,8 <b>Si</b> 28	15 2,1 <b>P</b> 31	16 2,5 <b>S</b> 32	17 3,0 <b>Cl</b> 35,5	18 <b>Ar</b> 40
19 0,8 <b>K</b> 39	20 1,0 <b>Ca</b> 40	21 1,3 <b>Sc</b> 45	22 1,5 <b>Ti</b> 48	23 1,6 <b>V</b> 51	24 1,6 <b>Cr</b> 52	25 1,5 <b>Mn</b> 55	26 1,8 <b>Fe</b> 56	27 1,8 <b>Co</b> 59	28 1,8 <b>Ni</b> 59	29 1,9 <b>Cu</b> 63,5	30 1,6 <b>Zn</b> 65	31 1,6 <b>Ga</b> 70	32 1,8 <b>Ge</b> 73	33 2,0 <b>As</b> 75	34 2,4 <b>Se</b> 79	35 2,8 <b>Br</b> 80	36 <b>Kr</b> 84
37 0,8 <b>Rb</b> 86	38 1,0 <b>Sr</b> 88	39 1,2 <b>Y</b> 89	40 1,4 <b>Zr</b> 91	41 <b>Nb</b> 92	42 1,8 <b>Mo</b> 96	43 1,9 <b>Tc</b>	44 2,2 <b>Ru</b> 101	45 2,2 <b>Rh</b> 103	46 2,2 <b>Pd</b> 106	47 1,9 <b>Ag</b> 108	48 1,7 <b>Cd</b> 112	49 1,7 <b>In</b> 115	50 1,8 <b>Sn</b> 119	51 1,9 <b>Sb</b> 122	52 2,1 <b>Te</b> 128	53 2,5 <b>I</b> 127	54 <b>Xe</b> 131
55 0,7 <b>Cs</b> 133	56 0,9 <b>Ba</b> 137	57 <b>La</b> 139	72 1,6 <b>Hf</b> 179	73 <b>Ta</b> 181	74 <b>W</b> 184	75 <b>Re</b> 186	76 <b>Os</b> 190	77 <b>Ir</b> 192	78 <b>Pt</b> 195	79 <b>Au</b> 197	80 <b>Hg</b> 201	81 1,8 <b>Tl</b> 204	82 1,8 <b>Pb</b> 207	83 1,9 <b>Bi</b> 209	84 2,0 <b>Po</b>	85 2,5 <b>At</b>	86 <b>Rn</b>
87 0,7 <b>Fr</b>	88 0,9 <b>Ra</b> 226	89 <b>Ac</b>															
58 <b>Ce</b> 140	59 <b>Pr</b> 141	60 <b>Nd</b> 144	61 <b>Pm</b>	62 <b>Sm</b> 150	63 <b>Eu</b> 152	64 <b>Gd</b> 157	65 <b>Tb</b> 159	66 <b>Dy</b> 163	67 <b>Ho</b> 165	68 <b>Er</b> 167	69 <b>Tm</b> 169	70 <b>Yb</b> 173	71 <b>Lu</b> 175				
90 <b>Th</b> 232	91 <b>Pa</b>	92 <b>U</b> 238	93 <b>Np</b>	94 <b>Pu</b>	95 <b>Am</b>	96 <b>Cm</b>	97 <b>Bk</b>	98 <b>Cf</b>	99 <b>Es</b>	100 <b>Fm</b>	101 <b>Md</b>	102 <b>No</b>	103 <b>Lr</b>				

KEY/SLEUTEL

Atomic number  
Atoomgetal

Electronegativity  
Elektronegatiwiteit

Symbol  
Simbool

Approximate relative atomic mass  
Benaderde relatiewe atoommassa

**TABLE 4A: STANDARD REDUCTION POTENTIALS**  
**TABEL 4A: STANDAARD-REDUKSIEPOTENSIALE**

Increasing strength of oxidising agents/Toenemende sterkte van oksideermiddels

Half-reactions/ <i>Halfreaksies</i>	$E^{\theta}$ (V)
$F_2(g) + 2e^- \rightleftharpoons 2F^-$	+ 2,87
$Co^{3+} + e^- \rightleftharpoons Co^{2+}$	+ 1,81
$H_2O_2 + 2H^+ + 2e^- \rightleftharpoons 2H_2O$	+1,77
$MnO_4^- + 8H^+ + 5e^- \rightleftharpoons Mn^{2+} + 4H_2O$	+ 1,51
$Cl_2(g) + 2e^- \rightleftharpoons 2Cl^-$	+ 1,36
$Cr_2O_7^{2-} + 14H^+ + 6e^- \rightleftharpoons 2Cr^{3+} + 7H_2O$	+ 1,33
$O_2(g) + 4H^+ + 4e^- \rightleftharpoons 2H_2O$	+ 1,23
$MnO_2 + 4H^+ + 2e^- \rightleftharpoons Mn^{2+} + 2H_2O$	+ 1,23
$Pt^{2+} + 2e^- \rightleftharpoons Pt$	+ 1,20
$Br_2(l) + 2e^- \rightleftharpoons 2Br^-$	+ 1,07
$NO_3^- + 4H^+ + 3e^- \rightleftharpoons NO(g) + 2H_2O$	+ 0,96
$Hg^{2+} + 2e^- \rightleftharpoons Hg(l)$	+ 0,85
$Ag^+ + e^- \rightleftharpoons Ag$	+ 0,80
$NO_3^- + 2H^+ + e^- \rightleftharpoons NO_2(g) + H_2O$	+ 0,80
$Fe^{3+} + e^- \rightleftharpoons Fe^{2+}$	+ 0,77
$O_2(g) + 2H^+ + 2e^- \rightleftharpoons H_2O_2$	+ 0,68
$I_2 + 2e^- \rightleftharpoons 2I^-$	+ 0,54
$Cu^+ + e^- \rightleftharpoons Cu$	+ 0,52
$SO_2 + 4H^+ + 4e^- \rightleftharpoons S + 2H_2O$	+ 0,45
$2H_2O + O_2 + 4e^- \rightleftharpoons 4OH^-$	+ 0,40
$Cu^{2+} + 2e^- \rightleftharpoons Cu$	+ 0,34
$SO_4^{2-} + 4H^+ + 2e^- \rightleftharpoons SO_2(g) + 2H_2O$	+ 0,17
$Cu^{2+} + e^- \rightleftharpoons Cu^+$	+ 0,16
$Sn^{4+} + 2e^- \rightleftharpoons Sn^{2+}$	+ 0,15
$S + 2H^+ + 2e^- \rightleftharpoons H_2S(g)$	+ 0,14
<b><math>2H^+ + 2e^- \rightleftharpoons H_2(g)</math></b>	<b>0,00</b>
$Fe^{3+} + 3e^- \rightleftharpoons Fe$	- 0,06
$Pb^{2+} + 2e^- \rightleftharpoons Pb$	- 0,13
$Sn^{2+} + 2e^- \rightleftharpoons Sn$	- 0,14
$Ni^{2+} + 2e^- \rightleftharpoons Ni$	- 0,27
$Co^{2+} + 2e^- \rightleftharpoons Co$	- 0,28
$Cd^{2+} + 2e^- \rightleftharpoons Cd$	- 0,40
$Cr^{3+} + e^- \rightleftharpoons Cr^{2+}$	- 0,41
$Fe^{2+} + 2e^- \rightleftharpoons Fe$	- 0,44
$Cr^{3+} + 3e^- \rightleftharpoons Cr$	- 0,74
$Zn^{2+} + 2e^- \rightleftharpoons Zn$	- 0,76
$2H_2O + 2e^- \rightleftharpoons H_2(g) + 2OH^-$	- 0,83
$Cr^{2+} + 2e^- \rightleftharpoons Cr$	- 0,91
$Mn^{2+} + 2e^- \rightleftharpoons Mn$	- 1,18
$Al^{3+} + 3e^- \rightleftharpoons Al$	- 1,66
$Mg^{2+} + 2e^- \rightleftharpoons Mg$	- 2,36
$Na^+ + e^- \rightleftharpoons Na$	- 2,71
$Ca^{2+} + 2e^- \rightleftharpoons Ca$	- 2,87
$Sr^{2+} + 2e^- \rightleftharpoons Sr$	- 2,89
$Ba^{2+} + 2e^- \rightleftharpoons Ba$	- 2,90
$Cs^+ + e^- \rightleftharpoons Cs$	- 2,92
$K^+ + e^- \rightleftharpoons K$	- 2,93
$Li^+ + e^- \rightleftharpoons Li$	- 3,05

Increasing strength of reducing agents/Toenemende sterkte van reduseermiddels

SC/NSC Confidential

**TABLE 4B: STANDARD REDUCTION POTENTIALS**  
**TABEL 4B: STANDAARD-REDUKSIEPOTENSIALE**

Increasing strength of oxidising agents/Toenemende sterkte van oksideermiddels

Half-reactions/Halfreaksies	$E^{\theta}$ (V)
$\text{Li}^{+} + \text{e}^{-} \rightleftharpoons \text{Li}$	- 3,05
$\text{K}^{+} + \text{e}^{-} \rightleftharpoons \text{K}$	- 2,93
$\text{Cs}^{+} + \text{e}^{-} \rightleftharpoons \text{Cs}$	- 2,92
$\text{Ba}^{2+} + 2\text{e}^{-} \rightleftharpoons \text{Ba}$	- 2,90
$\text{Sr}^{2+} + 2\text{e}^{-} \rightleftharpoons \text{Sr}$	- 2,89
$\text{Ca}^{2+} + 2\text{e}^{-} \rightleftharpoons \text{Ca}$	- 2,87
$\text{Na}^{+} + \text{e}^{-} \rightleftharpoons \text{Na}$	- 2,71
$\text{Mg}^{2+} + 2\text{e}^{-} \rightleftharpoons \text{Mg}$	- 2,36
$\text{Al}^{3+} + 3\text{e}^{-} \rightleftharpoons \text{Al}$	- 1,66
$\text{Mn}^{2+} + 2\text{e}^{-} \rightleftharpoons \text{Mn}$	- 1,18
$\text{Cr}^{2+} + 2\text{e}^{-} \rightleftharpoons \text{Cr}$	- 0,91
$2\text{H}_2\text{O} + 2\text{e}^{-} \rightleftharpoons \text{H}_2(\text{g}) + 2\text{OH}^{-}$	- 0,83
$\text{Zn}^{2+} + 2\text{e}^{-} \rightleftharpoons \text{Zn}$	- 0,76
$\text{Cr}^{3+} + 3\text{e}^{-} \rightleftharpoons \text{Cr}$	- 0,74
$\text{Fe}^{2+} + 2\text{e}^{-} \rightleftharpoons \text{Fe}$	- 0,44
$\text{Cr}^{3+} + \text{e}^{-} \rightleftharpoons \text{Cr}^{2+}$	- 0,41
$\text{Cd}^{2+} + 2\text{e}^{-} \rightleftharpoons \text{Cd}$	- 0,40
$\text{Co}^{2+} + 2\text{e}^{-} \rightleftharpoons \text{Co}$	- 0,28
$\text{Ni}^{2+} + 2\text{e}^{-} \rightleftharpoons \text{Ni}$	- 0,27
$\text{Sn}^{2+} + 2\text{e}^{-} \rightleftharpoons \text{Sn}$	- 0,14
$\text{Pb}^{2+} + 2\text{e}^{-} \rightleftharpoons \text{Pb}$	- 0,13
$\text{Fe}^{3+} + 3\text{e}^{-} \rightleftharpoons \text{Fe}$	- 0,06
$2\text{H}^{+} + 2\text{e}^{-} \rightleftharpoons \text{H}_2(\text{g})$	0,00
$\text{S} + 2\text{H}^{+} + 2\text{e}^{-} \rightleftharpoons \text{H}_2\text{S}(\text{g})$	+ 0,14
$\text{Sn}^{4+} + 2\text{e}^{-} \rightleftharpoons \text{Sn}^{2+}$	+ 0,15
$\text{Cu}^{2+} + \text{e}^{-} \rightleftharpoons \text{Cu}^{+}$	+ 0,16
$\text{SO}_4^{2-} + 4\text{H}^{+} + 2\text{e}^{-} \rightleftharpoons \text{SO}_2(\text{g}) + 2\text{H}_2\text{O}$	+ 0,17
$\text{Cu}^{2+} + 2\text{e}^{-} \rightleftharpoons \text{Cu}$	+ 0,34
$2\text{H}_2\text{O} + \text{O}_2 + 4\text{e}^{-} \rightleftharpoons 4\text{OH}^{-}$	+ 0,40
$\text{SO}_2 + 4\text{H}^{+} + 4\text{e}^{-} \rightleftharpoons \text{S} + 2\text{H}_2\text{O}$	+ 0,45
$\text{Cu}^{+} + \text{e}^{-} \rightleftharpoons \text{Cu}$	+ 0,52
$\text{I}_2 + 2\text{e}^{-} \rightleftharpoons 2\text{I}^{-}$	+ 0,54
$\text{O}_2(\text{g}) + 2\text{H}^{+} + 2\text{e}^{-} \rightleftharpoons \text{H}_2\text{O}_2$	+ 0,68
$\text{Fe}^{3+} + \text{e}^{-} \rightleftharpoons \text{Fe}^{2+}$	+ 0,77
$\text{NO}_3^{-} + 2\text{H}^{+} + \text{e}^{-} \rightleftharpoons \text{NO}_2(\text{g}) + \text{H}_2\text{O}$	+ 0,80
$\text{Ag}^{+} + \text{e}^{-} \rightleftharpoons \text{Ag}$	+ 0,80
$\text{Hg}^{2+} + 2\text{e}^{-} \rightleftharpoons \text{Hg}(\ell)$	+ 0,85
$\text{NO}_3^{-} + 4\text{H}^{+} + 3\text{e}^{-} \rightleftharpoons \text{NO}(\text{g}) + 2\text{H}_2\text{O}$	+ 0,96
$\text{Br}_2(\ell) + 2\text{e}^{-} \rightleftharpoons 2\text{Br}^{-}$	+ 1,07
$\text{Pt}^{2+} + 2\text{e}^{-} \rightleftharpoons \text{Pt}$	+ 1,20
$\text{MnO}_2 + 4\text{H}^{+} + 2\text{e}^{-} \rightleftharpoons \text{Mn}^{2+} + 2\text{H}_2\text{O}$	+ 1,23
$\text{O}_2(\text{g}) + 4\text{H}^{+} + 4\text{e}^{-} \rightleftharpoons 2\text{H}_2\text{O}$	+ 1,23
$\text{Cr}_2\text{O}_7^{2-} + 14\text{H}^{+} + 6\text{e}^{-} \rightleftharpoons 2\text{Cr}^{3+} + 7\text{H}_2\text{O}$	+ 1,33
$\text{Cl}_2(\text{g}) + 2\text{e}^{-} \rightleftharpoons 2\text{Cl}^{-}$	+ 1,36
$\text{MnO}_4^{-} + 8\text{H}^{+} + 5\text{e}^{-} \rightleftharpoons \text{Mn}^{2+} + 4\text{H}_2\text{O}$	+ 1,51
$\text{H}_2\text{O}_2 + 2\text{H}^{+} + 2\text{e}^{-} \rightleftharpoons 2\text{H}_2\text{O}$	+ 1,77
$\text{Co}^{3+} + \text{e}^{-} \rightleftharpoons \text{Co}^{2+}$	+ 1,81
$\text{F}_2(\text{g}) + 2\text{e}^{-} \rightleftharpoons 2\text{F}^{-}$	+ 2,87

Increasing strength of reducing agents/Toenemende sterkte van reduseermiddels