

Need an amazing tutor?

www.teachme2.com/matric



Collected and collated by

teachme2



basic education

Department:
Basic Education
REPUBLIC OF SOUTH AFRICA

SENIOR CERTIFICATE/ NATIONAL SENIOR CERTIFICATE

GRADE 12

MECHANICAL TECHNOLOGY: FITTING AND MACHINING

NOVEMBER 2020

MARKING GUIDELINES

MARKS: 200

This marking guideline consist of 23 pages.

QUESTION 1: MULTIPLE-CHOICE QUESTIONS (GENERIC)

1.1	A ✓	(1)
1.2	D ✓	(1)
1.3	A ✓	(1)
1.4	C ✓	(1)
1.5	B ✓	(1)
1.6	B ✓	(1)
		[6]

QUESTION 2: SAFETY (GENERIC)**2.1 Work procedures on machine:**

Switch off machine. ✓

(1)

2.2 The horizontal band saw:

- No adjustments to machine or work piece. ✓
- Ensure sufficient coolant on work piece and blade. ✓
- Do not leave machine unattended while in operation. ✓
- Do not lean on machine. ✓
- Keep hands clear from blade. ✓

(Any 2 x 1)

(2)

2.3 Surgical gloves:

- Prevent contamination of wound ✓
- To prevent transmission of HIV/AIDS or any blood related diseases to the first aid helper. ✓

(2)

2.4 Personal protective equipment (PPE) during arc welding:

- Welding helmet / Helmet ✓
- Safety goggles / Face shield ✓
- Leather apron / Apron ✓
- Leather gloves / Gloves ✓
- Leather spat / Spats ✓
- Safety boots / Safety shoes ✓
- Over-all ✓
- Skull cap ✓
- Neck protection ✓
- Ear plugs / Ear muffs. ✓
- Respirator ✓

(Any 2 x 1)

(2)

2.5 Responsibility of the employer regarding the health and safety:

- Sufficient lighting ✓✓
- Sufficient ventilation ✓✓
- Provide first-aid equipment ✓✓
- Provide a safe / clean working environment ✓✓
- Provide personal protective equipment (PPE) ✓✓
- Provide safety training to employees ✓✓

(Any 1 x 2)

(2)

2.6 Responsible for administering first aid:

A qualified / trained first aid person ✓

(1)

[10]

QUESTION 3: MATERIALS (GENERIC)**3.1 Tests to identify various metals:****3.1.1 Sound test:**

- Tapping the metal with a hammer (any metal object) ✓ and identify the sound. ✓
- Dropping the metal on the floor ✓ and identify the sound. ✓

(Any 1 x 2)**(2)****3.1.2 File test:**

File the metal and pay attention to the bite of the file into the metal. ✓ The bigger the bite the softer the metal. **OR** The smaller the bite the harder the metal. ✓

(2)**3.2 Purpose of heat treatment of steel:**

- To change ✓ the properties ✓ of steel.
- To change ✓ the grain structure ✓ of steel.

(Any 1 x 2)**(2)****3.3 Purpose of case hardening on steel:**

To create a hard / wear resistance surface / case ✓ with a tough core. ✓

(2)**3.4 The tempering process for steel:**

- Heat the steel to a temperature (temper colour) below the critical temperature. ✓
- Soak it at that temperature for a period. ✓
- Quench / cool in an appropriate quenching agent. ✓ (water, brine, or oil)

(3)**3.5 THREE factors for heat treatment of steel:**

- Heating temperature / Carbon content ✓
- Soaking (Time period at temperature) / Work piece size ✓
- Cooling rate / Quenching rate (Quenching medium) ✓

(3)**[14]**

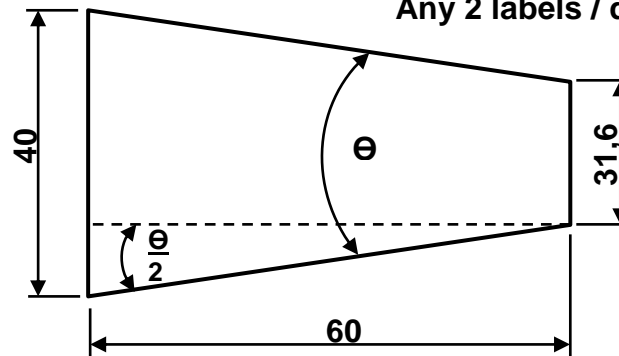
QUESTION 4: MULTIPLE-CHOICE QUESTIONS (SPECIFIC)

4.1	C ✓	(1)
4.2	B ✓	(1)
4.3	A ✓	(1)
4.4	A / B ✓	(1)
4.5	C ✓	(1)
4.6	B ✓	(1)
4.7	C ✓	(1)
4.8	C ✓	(1)
4.9	D ✓	(1)
4.10	A ✓	(1)
4.11	C ✓	(1)
4.12	B ✓	(1)
4.13	B ✓	(1)
4.14	C ✓	(1)
		[14]

QUESTION 5: TERMINOLOGY (LATHE AND MILLING MACHINE) (SPECIFIC)**5.1 Taper turning:****5.1.1 Taper:**

Drawing = ✓

Any 2 labels / dimensions = ✓✓



(3)

5.1.2 Included angle:

$$\tan \frac{\theta}{2} = \frac{D-d}{2L}$$

$$\tan \frac{\theta}{2} = \frac{40-31,6}{2 \times 60} \quad \checkmark$$

$$\frac{\theta}{2} = 4,004^\circ \quad \checkmark$$

$$\theta = 8^\circ \quad \checkmark$$

(4)

5.1.3 Angle of compound slide:

Half the included angle:

$$\frac{\theta}{2} = 4^\circ \quad \checkmark$$

(1)

5.2 Parallel key:**Width:**

$$\begin{aligned} \text{Width } W &= \frac{\text{diameter}}{4} \\ &= \frac{30}{4} \quad \checkmark \\ &= 7,5 \text{ mm} \quad \checkmark \end{aligned}$$

Length:

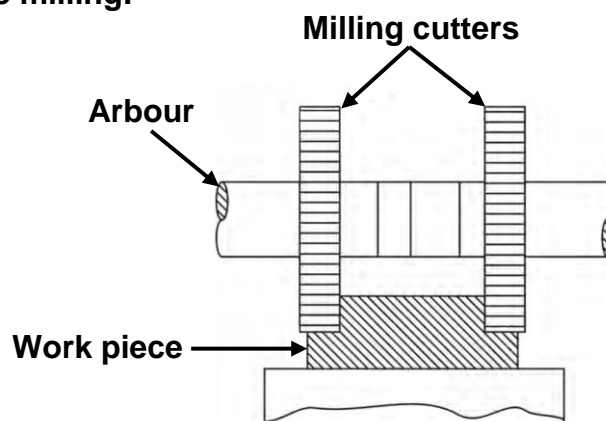
$$\begin{aligned} \text{Length } L &= 1,5 \times \text{diameter} \\ &= 1,5 \times 30 \quad \checkmark \\ &= 45 \text{ mm} \quad \checkmark \end{aligned}$$

(4)

5.3 **Centring a milling cutter:**

$$\begin{aligned}
 X &= \frac{\text{diameter of workpiece} - \text{thickness of cutter}}{2} \quad \checkmark \\
 &= \frac{60 - 15}{2} \\
 &= \frac{45}{2} \quad \checkmark \\
 &= 22,5 \text{ mm} \quad \checkmark
 \end{aligned}$$

(3)

5.4 **Straddle milling:**

Drawing = ✓
Any 2 labels = ✓✓

(3)
[18]

QUESTION 6: TERMINOLOGY (INDEXING) (SPECIFIC)**6.1 Spur gear terminology:****6.1.1 Outside diameter:**

$$\begin{aligned}
 \text{Outside diameter} &= \text{PCD} + 2m \\
 &= mT + 2m \\
 &= (3 \times 51) + (2 \times 3) \quad \checkmark \\
 &= 153 + 6 \\
 &= 159 \text{ mm} \quad \checkmark
 \end{aligned}$$

OR

$$\begin{aligned}
 \text{Outside diameter} &= m(T + 2) \\
 &= 3(51 + 2) \quad \checkmark \\
 &= 3(53) \\
 &= 159 \text{ mm} \quad \checkmark
 \end{aligned}$$

(Any 1 x 2) (2)**6.1.2 Cutting depth:**

$$\begin{aligned}
 \text{Cutting depth} &= 2,157m \\
 &= 2,157 \times 3 \quad \checkmark \\
 &= 6,471 \text{ mm} \quad \checkmark
 \end{aligned}$$

OR

$$\begin{aligned}
 \text{Cutting depth} &= 2,25m \\
 &= 2,25 \times 3 \quad \checkmark \\
 &= 6,75 \text{ mm} \quad \checkmark
 \end{aligned}$$

(Any 1 x 2) (2)**6.1.3 Simple indexing:**

$$\begin{aligned}
 \text{Simple Indexing} &= \frac{40}{N} \\
 &= \frac{40}{51} \quad \checkmark \\
 &\quad \checkmark \quad \checkmark
 \end{aligned}$$

0 full turns and 40 holes on the 51-hole circle

(3)

6.2 Differential indexing:**6.2.1 Differential indexing: (Choose 80 divisions)**

$$\text{Simple indexing} = \frac{40}{n}$$

$$SI = \frac{40}{83} \quad (\text{indexing not possible, choose 80})$$

$$DI = \frac{40}{80} \quad \checkmark$$

$$= \frac{1}{2} \times \frac{12}{12}$$

$$= \frac{12}{24} \quad \checkmark$$

✓

✓

No full turns and 12 holes on the 24 hole circle

No full turns and 14 holes on the 28 hole circle

No full turns and 15 holes on the 30 hole circle

No full turns and 17 holes on the 34 hole circle

No full turns and 19 holes on the 38 hole circle

No full turns and 21 holes on the 42 hole circle

No full turns and 23 holes on the 46 hole circle

No full turns and 27 holes on the 54 hole circle

No full turns and 29 holes on the 58 hole circle

No full turns and 31 holes on the 62 hole circle

No full turns and 33 holes on the 66 hole circle

(Any 1 x 4)**(4)**

6.2.2 Change-gears:

$$\begin{aligned}
 \frac{\text{Driver}}{\text{Driven}} &= \frac{A - N}{A} \times \frac{40}{1} \\
 &= \frac{80 - 83}{80} \times \frac{40}{1} \quad \checkmark \\
 &\quad \checkmark \\
 &= \frac{-3}{80} \times \frac{40}{1} \\
 &= \frac{-120}{80} \\
 &= \frac{-12}{8} \times \frac{6}{6} \quad \checkmark \\
 &= \frac{-72}{48} \quad \checkmark
 \end{aligned}$$

OR

$$\begin{aligned}
 \frac{\text{Driver}}{\text{Driven}} &= \frac{A - N}{A} \times \frac{40}{1} \\
 &= \frac{80 - 83}{80} \times \frac{40}{1} \quad \checkmark \\
 &\quad \checkmark \\
 &= \frac{-3}{80} \times \frac{40}{1} \\
 &= \frac{-120}{80} \\
 &= \frac{-12}{8} \times \frac{4}{4} \quad \checkmark \\
 &= \frac{-48}{32} \quad \checkmark
 \end{aligned}$$

ALTERNATIVE FORMULA**Change-gears:**

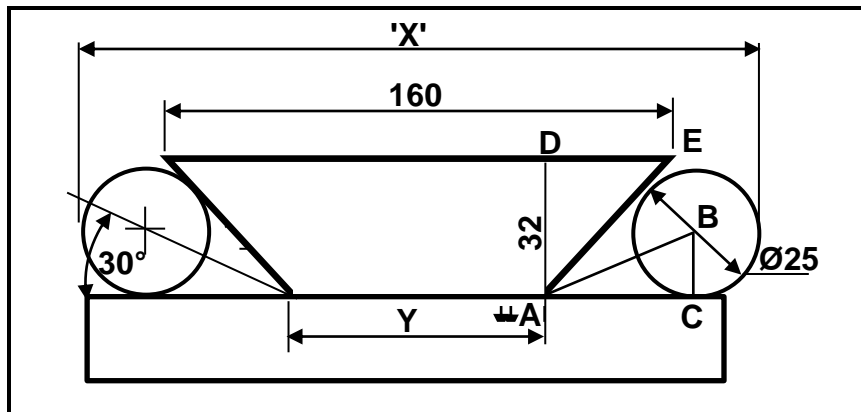
$$\begin{aligned}
 \frac{\text{Driver}}{\text{Driven}} &= A - N \times \frac{40}{A} \\
 &= 80 - 83 \times \frac{40}{80} \quad \checkmark \\
 &\quad \checkmark \\
 &= -3 \times \frac{1}{2} \\
 &= -\frac{3 \times 24}{2 \times 24} \quad \checkmark \\
 &= -\frac{72}{48} \quad \checkmark
 \end{aligned}$$

OR

$$\begin{aligned}
 \frac{\text{Driver}}{\text{Driven}} &= A - N \times \frac{40}{A} \\
 &= 80 - 83 \times \frac{40}{80} \quad \checkmark \\
 &\quad \checkmark \\
 &= -3 \times \frac{1}{2} \\
 &= -\frac{3 \times 16}{2 \times 16} \quad \checkmark \\
 &= -\frac{48}{32} \quad \checkmark
 \end{aligned}$$

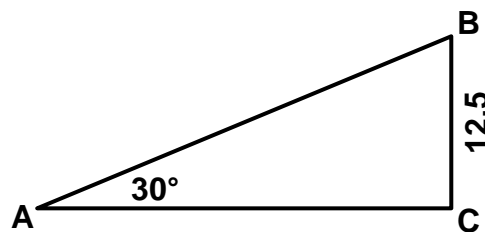
(Any 1 x 5) (5)**6.2.3 The rotation of the index plate relative to the index crank:**Index plate rotates in the opposite \checkmark direction to the index crank. **(1)**

6.3 Dove tail:



Calculate X:

$$X = Y + 2(AC + r)$$



Calculate AC:

OR

Calculate AC:

$$\tan \theta = \frac{BC}{AC}$$

$$\begin{aligned} AC &= \frac{BC}{\tan \theta} \quad \checkmark \\ &= \frac{12.5}{\tan 30^\circ} \\ &= 21.65 \text{ mm} \quad \checkmark \end{aligned}$$

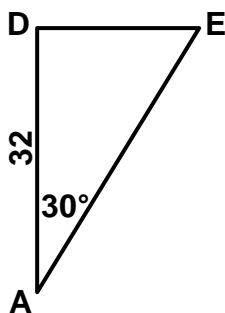
OR

$$\sin 30^\circ = \frac{BC}{AB}$$

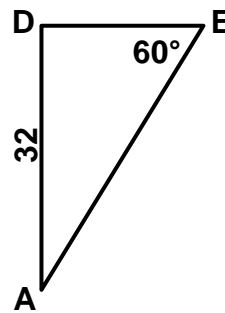
$$\begin{aligned} AB &= \frac{BC}{\sin 30^\circ} \\ &= \frac{12.5}{\sin 30^\circ} \\ &= 25 \text{ mm} \quad \checkmark \end{aligned}$$

$$AC^2 = AB^2 - BC^2$$

$$\begin{aligned} AC &= \sqrt{25^2 - 12.5^2} \\ &= 21.65 \text{ mm} \quad \checkmark \end{aligned}$$

Calculate DE:

OR

Calculate DE:

$$\begin{aligned}\tan 30^\circ &= \frac{DE}{AD} \\ DE &= \tan 30^\circ \times AD \quad \checkmark \\ &= \tan 30^\circ \times 32 \\ &= 18,48 \text{ mm} \quad \checkmark\end{aligned}$$

OR

$$\begin{aligned}\tan 60^\circ &= \frac{AD}{DE} \\ DE &= \frac{AD}{\tan 60^\circ} \quad \checkmark \\ &= \frac{32}{\tan 60^\circ} \\ &= 18,48 \text{ mm} \quad \checkmark\end{aligned}$$

Calculate Y:

$$\begin{aligned}Y &= 160 - 2(DE) \quad \checkmark \\ &= 160 - 2(18,48) \\ &= 160 - 36,96 \\ Y &= 123,04 \text{ mm} \quad \checkmark\end{aligned}$$

Calculate X:

$$\begin{aligned}X &= Y + 2(AC + r) \quad \checkmark \\ &= 123,04 + 2(21,65 + 12,5) \quad \checkmark \\ &= 123,04 + 68,3 \\ X &= 191,34 \text{ mm} \quad \checkmark\end{aligned}$$

(9)

6.4

Reasons for balancing a work piece on a lathe:

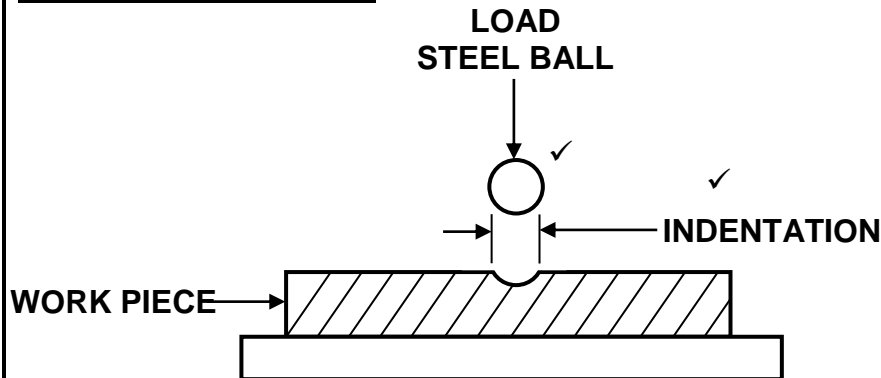
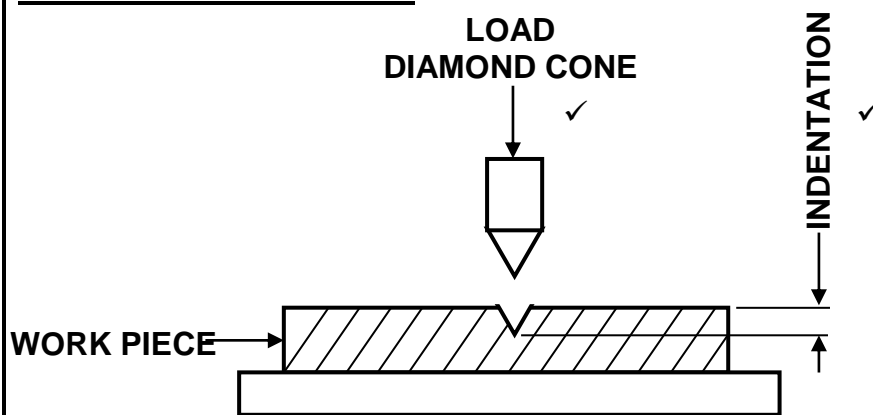
- Prevent unnecessary bearing loads ✓
- Prevent excessive vibration ✓
- To obtain a good finish ✓
- To prevent clatter on the gear teeth ✓
- To prevent the spindle from bending ✓
- To ensure accuracy ✓
- Ensure the safety of the worker ✓
- Prevent damage to the cutting tool / equipment ✓
- Ensure that the work piece is perfectly round ✓
- Prevent work piece from slipping from the chuck ✓

(Any 2 x 1)

(2)
[28]

QUESTION 7: TOOLS AND EQUIPMENT (SPECIFIC)

7.1

Brinell hardness tester:**Rockwell hardness tester:**

(4)

7.2

Function of tensile tester:

To demonstrate the fundamentals / tensile properties ✓ of different materials. ✓

(2)

7.3

Precision measuring instruments:

- Outside micrometer ✓
- Inside micrometer ✓
- Depth micrometer ✓

(3)

7.4

Properties determined by a tensile test:

- Tensile strength ✓
- Elasticity ✓
- Ductility ✓
- Plasticity ✓
- Strain ✓

(Any 3 x 1)

(3)

7.5

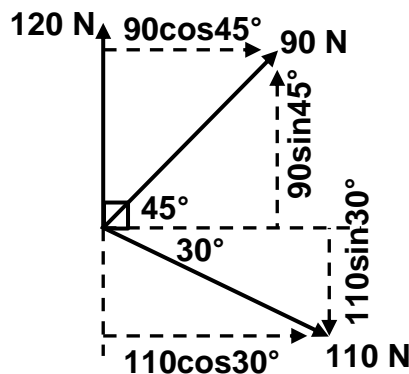
Measuring instrument for root diameter on a screw thread:

- Screw thread micro meter ✓
- Vernier calliper ✓

(Any 1 x 1)

(1)

[13]

QUESTION 8: FORCES (SPECIFIC)**8.1 Resultant:**

$$\Sigma HC = 90\cos 45^\circ + 110\cos 30^\circ$$

$$= 63,64 + 95,26$$

$$= 158,90 \text{ N} \checkmark$$

$$\Sigma VC = 120 + 90\sin 45^\circ - 110\sin 30^\circ$$

$$= 120 + 63,64 - 55$$

$$= 128,64 \text{ N} \checkmark$$

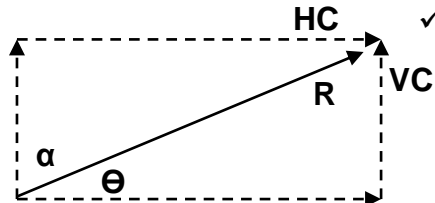
OR

Horizontal components	Magnitudes	Vertical components	Magnitudes
		120	120 N ✓
$90\cos 45^\circ$	63,64 N ✓	$90\sin 45^\circ$	63,64 N ✓
$110\cos 30^\circ$	95,26 N ✓	$-110\sin 30^\circ$	-55 N ✓
TOTAL	158,90 N ✓	TOTAL	128,64 N ✓

$$R^2 = HC^2 + VC^2$$

$$R = \sqrt{158,90^2 + 128,64^2} \checkmark$$

$$R = 204,44 \text{ N} \checkmark$$



$$\tan \theta = \frac{VC}{HC}$$

$$= \frac{128,64}{158,90} \checkmark$$

$$\theta = 38,99^\circ \text{ or } 38^\circ 59' 24'' \checkmark$$

$$\tan \alpha = \frac{HC}{VC}$$

$$= \frac{158,90}{128,64} \checkmark$$

$$\alpha = 51,01^\circ \text{ or } 50^\circ 00' 36'' \checkmark$$

OR

$$R = 204,44 \text{ N at } 38,99^\circ \text{ north of east} \checkmark$$

OR

$$R = 204,44 \text{ N at } 51,01^\circ \text{ east of north} \checkmark$$

Can also state $\cos 330^\circ$ instead of $\cos 30^\circ$ and $\sin 330^\circ$ instead of $\sin 30^\circ$

(13)

8.2 Moments:

Take moments about "O".

$$\sum RHM = \sum LHM \quad \checkmark$$

$$500 \times "X" = 3000 \times 1,5 \quad \checkmark$$

$$500 \times "X" = 4500$$

$$"X" = \frac{4500}{500} \quad \checkmark$$

$$"X" = 9\text{m} \quad \checkmark$$

(4)

8.3 Stress and Strain:**8.3.1 Type of stress:**Compressive stress \checkmark

(1)

8.3.2 Stress:

$$A = L \times B \quad \checkmark$$

$$= 0,03 \times 0,016 \quad \checkmark$$

$$= 0,48 \times 10^{-3} \text{ m}^2 \quad \checkmark$$

$$\sigma = \frac{F}{A}$$

$$= \frac{50 \times 10^3}{0,48 \times 10^{-3}} \quad \checkmark$$

$$\sigma = 104,17 \times 10^6 \text{ Pa} \quad \checkmark$$

$$\sigma = 104,17 \text{ MPa} \quad \checkmark$$

(6)

8.3.3 Change in length:

$$E = \frac{\sigma}{\epsilon}$$

$$\epsilon = \frac{\sigma}{E} \quad \checkmark$$

$$= \frac{104,17 \times 10^6}{90 \times 10^9} \quad \checkmark$$

$$= 1,16 \times 10^{-3} \quad \checkmark$$

$$\epsilon = \frac{\Delta L}{L}$$

$$\Delta L = \epsilon \times L \quad \checkmark$$

$$= (1,16 \times 10^{-3}) \times 80 \quad \checkmark$$

$$= 0,09 \text{ mm} \quad \checkmark$$

(6)

8.3.4 Safe working stress:

$$\text{Safety factor} = \frac{\text{Break stress}}{\text{Safe working stress}}$$

$$\begin{aligned}\text{Safe working stress} &= \frac{\text{Break stress}}{\text{Safety factor}} \quad \checkmark \\ &= \frac{600}{4} \quad \checkmark \\ &= 150 \text{ MPa} \quad \checkmark\end{aligned}$$

(3)
[33]

QUESTION 9: MAINTENANCE (SPECIFIC)**9.1 Preventative maintenance of a belt drive system:**

- Checking for wear and tear on belt. ✓
- Checking belt alignment. ✓
- Checking the tension setting. ✓
- Checking the tensioning device, e.g. jockeys. ✓
- Checking for wear on the pulleys. ✓
- Checking for wear on pulley bushes. ✓
- Check for dirt on the system. ✓

(Any 3 x 1) (3)**9.2 Results of a lack of preventative maintenance on a gear drive system:**

- A loss / lack of lubrication. ✓
- Loose components. ✓
- Misalignment of gear components. ✓
- Contamination of lubricants. ✓
- Noisy operation. ✓
- Excessive wear on components. ✓
- Excessive vibration in the system. ✓
- Excessive heat generated. ✓
- Malfunctioning of gear system ✓
- Loss of production ✓
- Risk of injuries / death ✓
- Financial loss ✓

(Any 3 x 1) (3)**9.3 Procedures to reduce wear on a chain drive system:**

- Adjust the chain alignment. ✓
- Adjust the chain tension / mechanism. ✓
- Prevent overloading of the system. ✓
- Keep the sprockets and chain clean. ✓
- Repair or replace worn sprockets and chains. ✓
- Ensure adequate lubrication. ✓

(Any 2 x 1) (2)**9.4 Replace the belt on a flat belt drive system:**

- Switch off the machine ✓
- Release the tension on the belt. ✓
- Remove the belt from the pulleys. ✓
- Fit the correct size replacement belt onto the pulleys. ✓
- Check the pulley's condition and alignment. ✓
- Apply adequate tension to the belt and lock the system. ✓
- Check for proper functioning. ✓

(Any 5 x 1) (5)

9.5 Properties of Bakelite:

- Non-conductive (Heat and Electricity) ✓
- Heat-resistant ✓
- Brittle ✓
- Hard ✓
- Can't be deformed by heat (Thermo-hardened / Thermosetting) ✓
- Cast easily ✓
- Resistance to chemicals ✓

(Any 2 x 1)**(2)****9.6 Properties that make Vesconite an outstanding bearing material:**

- Wear resistance / Longer lifespan ✓
- Very versatile ✓
- High load bearing strength / strong ✓
- High temperature limits ✓
- Little to no water absorption ✓
- High chemical resistance ✓
- Very low co-efficient of friction ✓
- Resistance to fuels, oils and hydrocarbons ✓
- Very good machinability ✓
- Tough ✓

(Any 3 x 1)**(3)****[18]**

QUESTION 10: JOINING METHODS (SPECIFIC)**10.1 Square thread:****10.1.1 The lead of the thread:**

Lead = pitch × no of starts

$$= 6 \times 3 \quad \checkmark$$

$$= 18 \text{ mm} \quad \checkmark$$

(2)

10.1.2 The helix angle of the screw thread:

$$\text{Pitch diameter} = \text{OD} - \left(\frac{P}{2} \right)$$

$$= 58 - \frac{6}{2} \quad \checkmark$$

$$= 55 \text{ mm} \quad \checkmark$$

Pitch circumference = $\pi \times$ Pitch diameter

$$= \pi \times 55$$

$$= 172,79 \text{ mm} \quad \checkmark$$

$$\text{Helix angle } \tan \theta = \frac{\text{Lead}}{\text{Pitch circumference}}$$

$$= \frac{18}{172,79} \quad \checkmark$$

$$\theta = 5,95^\circ \text{ or } 5^\circ 57' \quad \checkmark$$

OR

$$\text{Helix angle } \tan \theta = \frac{\text{Lead}}{\pi \times \left(\text{OD} - \frac{P}{2} \right)} \quad \checkmark$$

$$= \frac{18}{\pi \times \left(58 - \frac{6}{2} \right)} \quad \checkmark$$

$$= \frac{18}{\pi \times \left(58 - \frac{6}{2} \right)} \quad \checkmark$$

$$= \frac{18}{172,79} \quad \checkmark$$

$$\theta = 5,95^\circ \text{ or } 5^\circ 57' \quad \checkmark$$

(5)

10.1.3 Leading angle:Leading angle = $90^\circ - (\text{helix angle} + \text{clearance angle})$

$$= 90^\circ - (5,95^\circ + 3^\circ) \quad \checkmark$$

$$= 81,05^\circ \quad \checkmark$$

(2)

10.1.4 **Following angle:**Following angle = $90^\circ + (\text{helix angle} - \text{clearance angle})$

$$= 90^\circ + (5,95^\circ - 3^\circ) \quad \checkmark$$

$$= 92,95^\circ \quad \checkmark$$

(2)

10.2 **M20 x 2,5. Drill size:**

$$\text{Drill diameter} = \text{OD} - \text{P} \quad \checkmark$$

$$= 20 - 2,5 \quad \checkmark$$

$$= 17,5 \text{ mm} \quad \checkmark$$

(3)

10.3 **Pitch of a screw thread:**

The pitch is the axial distance \checkmark measured from any given point \checkmark on the screw thread to a corresponding point \checkmark on an adjacent thread. \checkmark

(4)

[18]

QUESTION 11: SYSTEMS AND CONTROL (DRIVE SYSTEMS) (SPECIFIC)**11.1 Advantages of a belt drive system compared to a gear drive system:**

- Silent operation ✓
- Cheaper parts ✓
- Transmit power over a longer distance ✓
- Can change direction without additional parts ✓
- Easy to replace parts ✓
- No lubrication needed ✓
- Belt drive slip may prevent system damages or injuries ✓

(Any 2 x 1)**(2)****11.2 Belt drive system:****11.2.1 Rotation frequency of driven pulley in r/sec:**

$$N_{DN} \times D_{DN} = N_{DR} \times D_{DR}$$

$$N_{DN} = \frac{N_{DR} \times D_{DR}}{D_{DN}} \quad \checkmark$$

$$= \frac{1100 \times 0,24}{0,36} \quad \checkmark$$

$$= 733,33 \text{ r/min} \quad \checkmark$$

$$= 12,22 \text{ r/sec} \quad \checkmark$$

(4)**11.2.2 The power transmitted in kW:**

$$P = \frac{(T_1 - T_2) \pi D N}{60}$$

$$P = \frac{(200 - 90) \pi \times 0,24 \times 1100}{60} \quad \checkmark$$

$$= 1520,53 \text{ Watt} \quad \checkmark$$

$$= 1,52 \text{ kW} \quad \checkmark$$

OR

$$P = \frac{(T_1 - T_2) \pi D N}{60}$$

$$P = \frac{(200 - 90) \pi \times 0,36 \times 733,33}{60} \quad \checkmark$$

$$= 1520,53 \text{ Watt} \quad \checkmark$$

$$= 1,52 \text{ kW} \quad \checkmark$$

(4)

11.2.3 The belt speed in m.s⁻¹:

$$V = \frac{\pi DN}{60}$$

$$= \frac{\pi \times 0,24 \times 1100}{60} \checkmark$$

$$= 13,82 \text{ m.s}^{-1} \checkmark$$

$$V = \frac{\pi DN}{60}$$

$$= \frac{\pi \times 0,36 \times 733,33}{60} \checkmark$$

$$= 13,82 \text{ m.s}^{-1} \checkmark$$

OR

(3)

11.3 Hydraulics:**11.3.1 Fluid pressure:**

$$A_A = \frac{\pi D_A^2}{4}$$

$$A_A = \frac{\pi (0,04)^2}{4} \checkmark$$

$$A_A = 1,26 \times 10^{-3} \text{ m}^2 \checkmark$$

$$P = \frac{F_A}{A_A}$$

$$P = \frac{80}{0,00126} \checkmark$$

$$P = 63,49 \times 10^3 \text{ Pa} \text{ OR } 63,66 \times 10^3 \text{ Pa} \checkmark$$

$$P = 63,49 \text{ kPa} \text{ OR } 63,66 \text{ kPa}$$

(4)

11.3.2 Diameter of piston B in millimetres:

$$\frac{F_A}{A_A} = \frac{F_B}{A_B}$$

$$A_B = \frac{F_B \times A_A}{F_A} \checkmark$$

$$= \frac{320 \times 0,00126}{80} \checkmark$$

$$= 5,04 \times 10^{-3} \text{ m}^2 \checkmark$$

$$A_B = \frac{\pi \times D_B^2}{4}$$

$$D_B = \sqrt{\frac{A_B \times 4}{\pi}} \checkmark$$

$$= \sqrt{\frac{(5,04 \times 10^{-3}) \times 4}{\pi}} \checkmark \text{ OR}$$

$$= 0,0801 \text{ m} \checkmark$$

$$= 80,11 \text{ mm} \checkmark$$

Calculation without rounding off:

$$A_B = \frac{\pi \times D_B^2}{4}$$

$$D_B = \sqrt{\frac{A_B \times 4}{\pi}} \checkmark$$

$$= \sqrt{\frac{(5,026548246 \times 10^{-3}) \times 4}{\pi}} \checkmark$$

$$= 0,08 \text{ m} \times 1000 \checkmark$$

$$= 80 \text{ mm} \checkmark$$

(7)

11.4 **Gear drive system:****Rotation frequency of driven gear:**

$$\frac{N_F}{N_A} = \frac{T_A \times T_C \times T_E}{T_B \times T_D \times T_F}$$

$$N_F = \frac{T_A \times T_C \times T_E}{T_B \times T_D \times T_F} \times N_A \quad \checkmark$$

$$N_F = \frac{20 \times 18 \times 42}{36 \times 46 \times 80} \times 1440 \quad \checkmark$$

$$= \frac{164,35 \text{ r/min}}{60} \quad \checkmark$$

$$= 2,74 \text{ r/sec} \quad \checkmark$$

OR

$$N_B \times T_B = N_A \times T_A$$

$$N_B \times 36 = 1440 \times 20$$

$$N_B = \frac{1440 \times 20}{36}$$

$$N_B = 800 \text{ r/min} \quad \checkmark$$

$$N_B = N_C$$

$$N_D \times T_D = N_C \times T_C$$

$$N_D \times 46 = 800 \times 18$$

$$N_D = \frac{800 \times 18}{46}$$

$$N_D = 313,04 \text{ r/min} \quad \checkmark$$

$$N_D = N_E$$

$$N_F \times 80 = 313,04 \times 42$$

$$N_F = \frac{313,04 \times 42}{80}$$

$$N_F = \frac{164,35 \text{ r/min}}{60} \quad \checkmark$$

$$N_F = 2,74 \text{ r/sec} \quad \checkmark$$

(4)
[28]
TOTAL: 200