

Need an amazing tutor?

www.teachme2.com/matric



Collected and collated by

teachme2

Department:
Basic Education
REPUBLIC OF SOUTH AFRICA

Candidate Barcode label/Stafieskodeplakker

SC/NSC Answer Book
SS/NSS-antwoordeboek

CENTRE NUMBER
SENTRUMNOMMER

EXAMINATION NUMBER
EKSAMENNUMMER

DATE
DATUMBOOK NUMBER
BOEKNOMMER

**OF
VAN**

**BOOKS
BOEKE**

SUBJECT CODE
VAKKODE

PAPER NUMBER
VRAESTELNOMMER

2

SUBJECT NAME
VAKNAAM

MATHEMATICS/WISKUNDE[illegible]

CONTROLLED AND CERTIFIED CORRECT
(SURNAME AND INITIALS OF EA)
GEKONTROLEER EN AS KORREK
GESERTIFISEER (VAN EN VOORLETTERS
VAN EA)

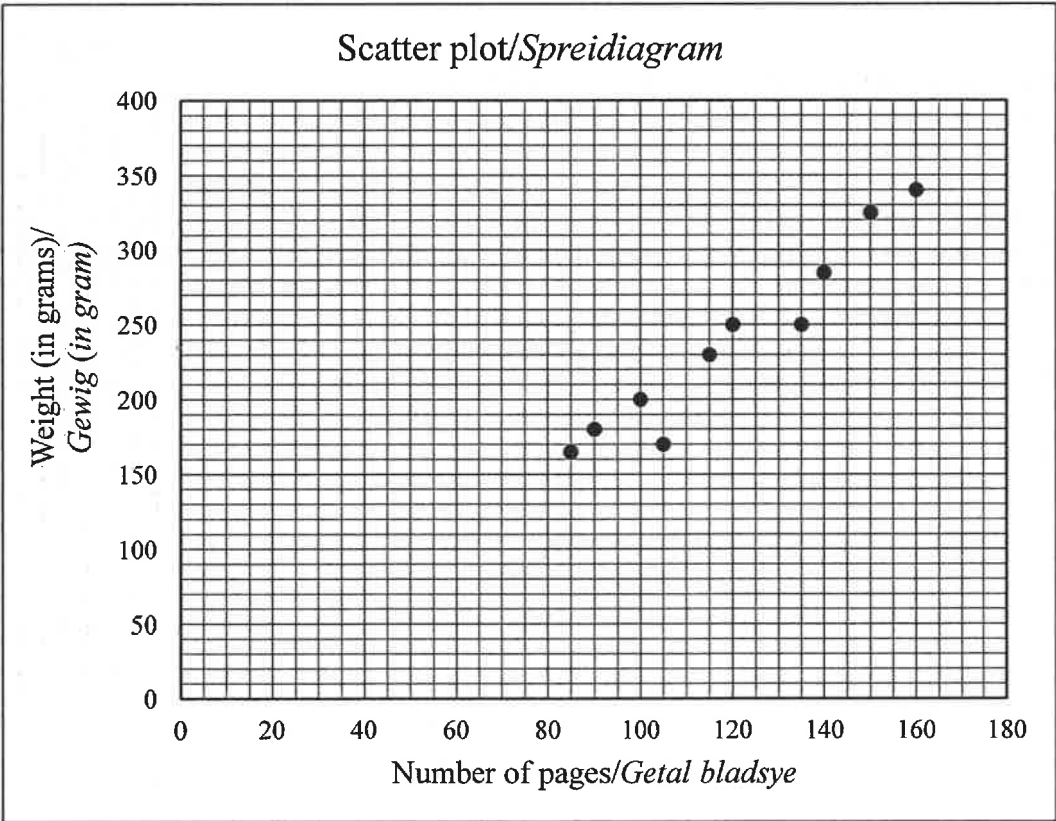
READ INSTRUCTIONS ON THE NEXT PAGE.
LEES INSTRUKSIES OP VOLGENDE BLADSY.

This answer book consists of 23 pages./Hierdie antwoordeboek bestaan uit 23 bladsye.

PLEASE FOLLOW THESE INSTRUCTIONS CAREFULLY	VOLG ASSEBLIEF HIERDIE INSTRUKSIES NOUKEURIG
<ol style="list-style-type: none"> 1. Clearly write your examination number and centre number in the space provided and attach your barcode label in the space provided. 2. Remember that your own name (or the name of your school) may not appear anywhere on or in this answer book. 3. Answer ALL questions in the spaces provided. 4. No pages may be torn from this answer book. 5. Read the instructions printed on your timetable carefully as well as any other instructions which may be given in each examination paper. 6. Candidates may not retain an answer book or remove it from the examination room. 7. Answers must be written in black/blue ink as distinctly as possible. Do not write in the margins. 8. Write the numbers of the questions you have answered on the front cover of the answer book where marks are to be recorded. 9. If you require additional space for your answers: <ol style="list-style-type: none"> 9.1 Use the additional space provided at the end of the answer book. 9.2 When answering a question in the additional space, indicate clearly the question number in the column on the LHS. 9.3 Rule off after each answer. 10. Draw a neat line through any work/rough work that must not be marked. 	<ol style="list-style-type: none"> 1. Skryf jou eksamennommer en sentrumnummer duidelik in die ruimtes soos verskaf en plak jou stafieskodeplakker in die ruimte soos verskaf. 2. Onthou dat jou eie naam (of die naam van jou skool) nie op of in hierdie antwoordeboek mag voorkom nie. 3. Beantwoord ALLE vrae in die ruimtes wat voorsien is. 4. Geen bladsye mag uit hierdie antwoordeboek geskeur word nie. 5. Lees die instruksies wat op jou eksamenrooster gedruk is, sorgvuldig deur, asook enige ander instruksies wat op elke eksamenvraestel gegee word. 6. Geen antwoordeboek mag deur die kandidaat behou of uit die eksamenlokaal verwyder word nie. 7. Skryf die antwoorde so duidelik moontlik met swart/blou ink. Laat die kantlyne oop. 8. Skryf die nommers van die vrae wat jy beantwoord het op die voorblad van die antwoordeboek waar die punte aangebring word. 9. In geval jy bykomende ruimte benodig vir jou antwoorde: <ol style="list-style-type: none"> 9.1 Gebruik die bykomende ruimte wat aan die einde van die antwoordeboek voorsien word. 9.2 As 'n vraag in die bykomende ruimte beantwoord word, dui duidelik die vraagnommer in die kolom aan die LK aan. 9.3 Trek 'n lyn na elke antwoord. 10. Trek 'n netjiese lyn deur enige werk/rofwerk wat nie nagesien moet word nie.

QUESTION/VRAAG 1

Number of pages/ Getal bladsye (x)	85	150	100	120	90	140	135	105	115	160
Weight (in grams)/ Gewig (in gram) (y)	165	325	200	250	180	285	250	170	230	340

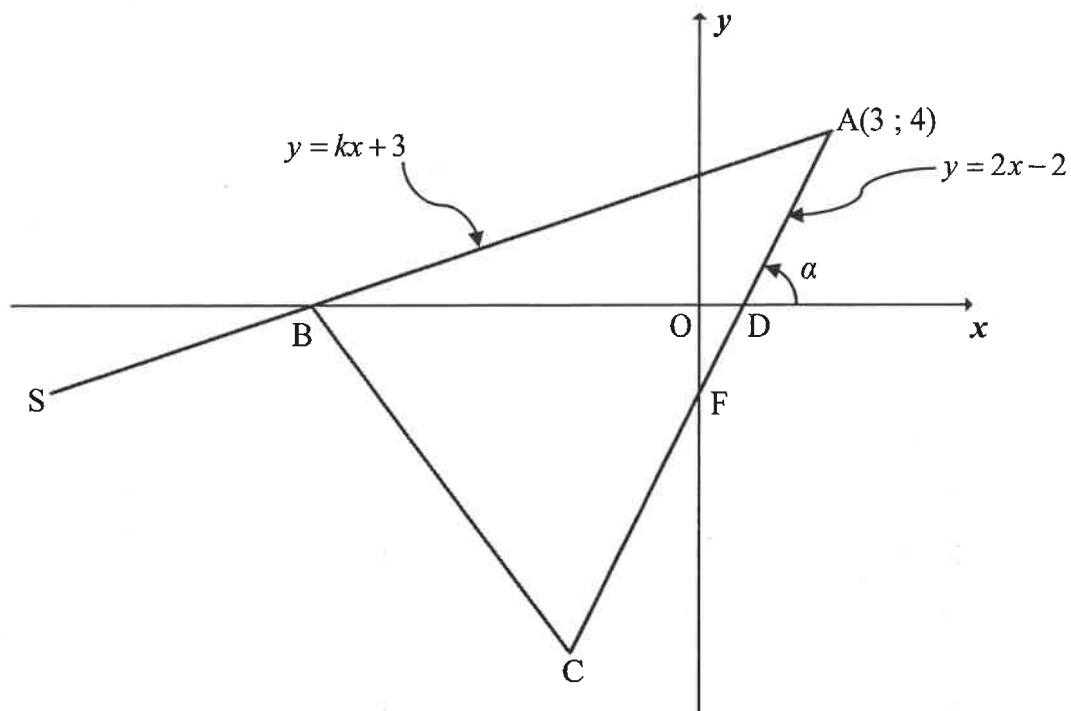
	Solution/Oplossing	Marks Punte																						
1.1		(3)																						
1.2	<div>Scatter plot/Spreidiagram</div>  <table><thead><tr><th>Number of pages (x)</th><th>Weight (y)</th></tr></thead><tbody><tr><td>85</td><td>165</td></tr><tr><td>90</td><td>180</td></tr><tr><td>100</td><td>200</td></tr><tr><td>105</td><td>170</td></tr><tr><td>115</td><td>230</td></tr><tr><td>120</td><td>250</td></tr><tr><td>135</td><td>250</td></tr><tr><td>140</td><td>285</td></tr><tr><td>150</td><td>325</td></tr><tr><td>160</td><td>340</td></tr></tbody></table>	Number of pages (x)	Weight (y)	85	165	90	180	100	200	105	170	115	230	120	250	135	250	140	285	150	325	160	340	(2)
	Number of pages (x)	Weight (y)																						
85	165																							
90	180																							
100	200																							
105	170																							
115	230																							
120	250																							
135	250																							
140	285																							
150	325																							
160	340																							

	Solution/Oplossing	Marks Punte
1.3		(2)
1.4		(3)
		[10]

QUESTION/VRAAG 2

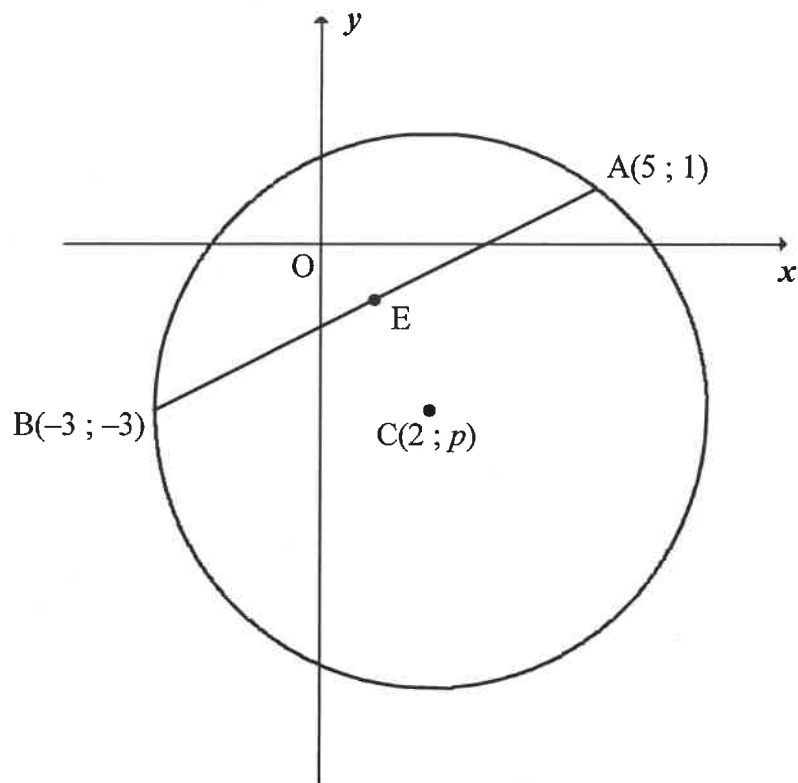
	Solution/Oplissing	Marks Punte																					
2.1	<table border="1"> <thead> <tr> <th>Distance/Afstand (x km)</th><th>Number of athletes/ Getal atlete</th><th>Cumulative frequency/ Kumulatiewe frekwensie</th></tr> </thead> <tbody> <tr> <td>$0 \leq x < 5$</td><td>3</td><td></td></tr> <tr> <td>$5 \leq x < 10$</td><td>7</td><td></td></tr> <tr> <td>$10 \leq x < 15$</td><td>20</td><td></td></tr> <tr> <td>$15 \leq x < 20$</td><td>12</td><td></td></tr> <tr> <td>$20 \leq x < 25$</td><td>5</td><td></td></tr> <tr> <td>$25 \leq x < 30$</td><td>3</td><td></td></tr> </tbody> </table>	Distance/Afstand (x km)	Number of athletes/ Getal atlete	Cumulative frequency/ Kumulatiewe frekwensie	$0 \leq x < 5$	3		$5 \leq x < 10$	7		$10 \leq x < 15$	20		$15 \leq x < 20$	12		$20 \leq x < 25$	5		$25 \leq x < 30$	3		(2)
Distance/Afstand (x km)	Number of athletes/ Getal atlete	Cumulative frequency/ Kumulatiewe frekwensie																					
$0 \leq x < 5$	3																						
$5 \leq x < 10$	7																						
$10 \leq x < 15$	20																						
$15 \leq x < 20$	12																						
$20 \leq x < 25$	5																						
$25 \leq x < 30$	3																						
2.2	<p style="text-align: center;">Ogive/Ogief</p>	(3)																					

	Solution/Oplossing	Marks Punte
2.3		(2)
2.4		(1)
2.5		(3)
		[11]

QUESTION/VRAAG 3

	Solution/Oplossing	Marks Punte
3.1		(1)
3.2		(2)
3.3		(4)

	Solution/Oplissing	Marks Punte
3.4		(5)
3.5		(5)
3.6		(5)
		[22]

QUESTION/VRAAG 4

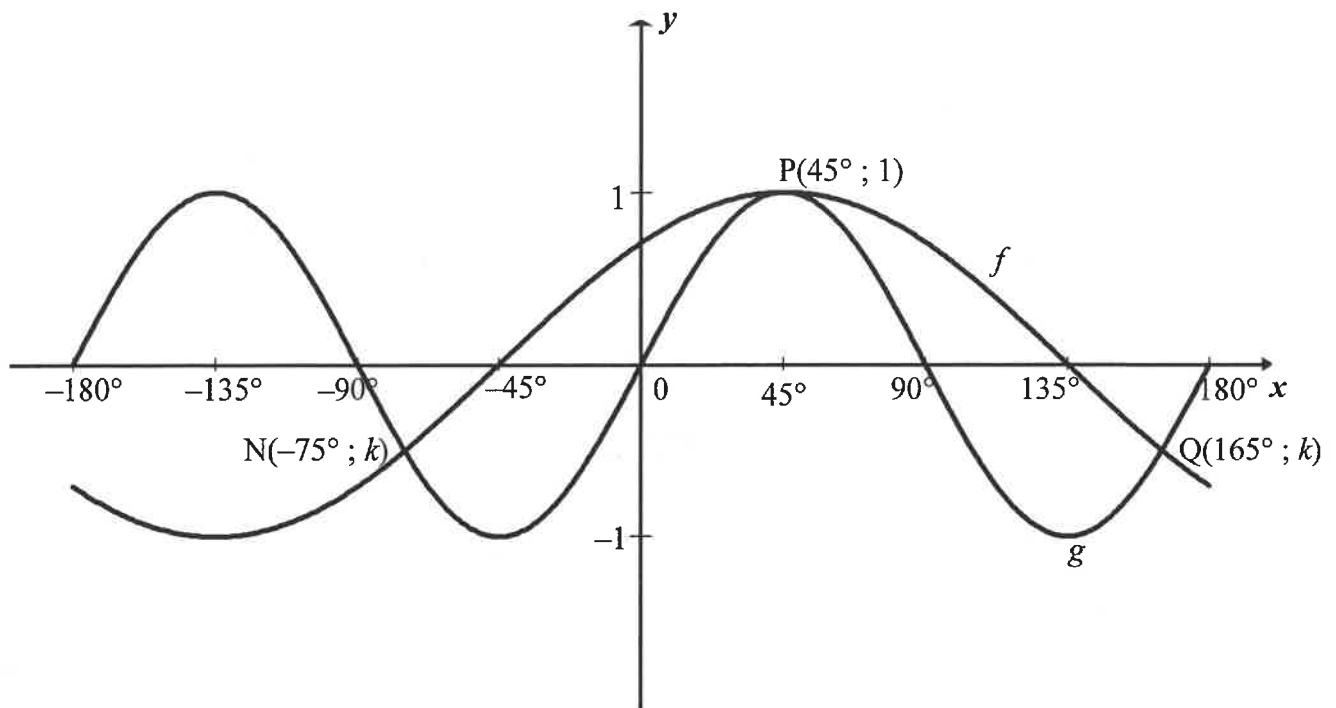
	Solution/Oplossing	Marks Punte
4.1		(2)
4.2		(1)
4.3		(4)

	Solution/Oplossing	Marks Punte
4.4		(1)
4.5		(4)
4.6		(6)
		[18]

QUESTION/VRAAG 5

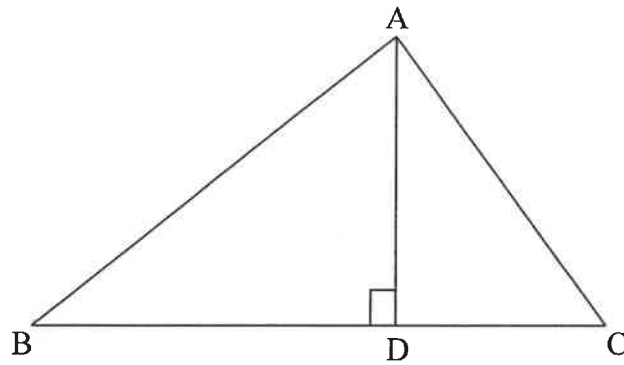
	Solution/Oplossing	Marks Punte
5.1.1		(2)
5.1.2		(2)
5.1.3		(3)
5.2.1		(5)

	Solution/Oplossing	Marks Punte
5.2.2		(3)
5.3.1		(6)
5.3.2		(5)
		[26]

QUESTION/VRAAG 6

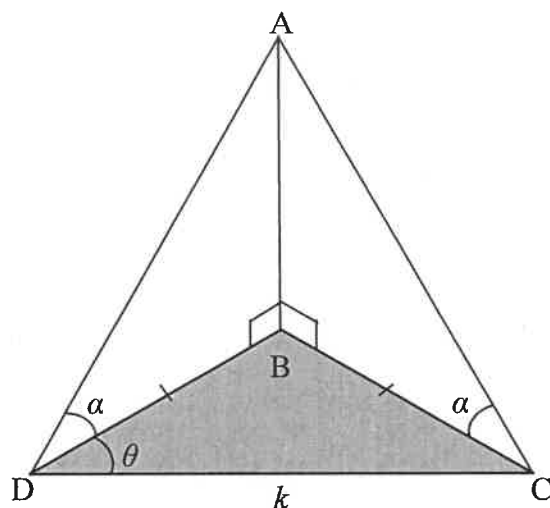
	Solution/Oplossing	Marks Punte
6.1		(1)
6.2		(1)
6.3		(1)
6.4		(2)

	Solution/Oplossing	Marks Punte
6.5		(1)
6.6		(4)
		[10]

QUESTION/VRAAG 7

	Solution/Oplossing	Marks Punte
7.1.1		(2)
7.1.2		(1)

7.2



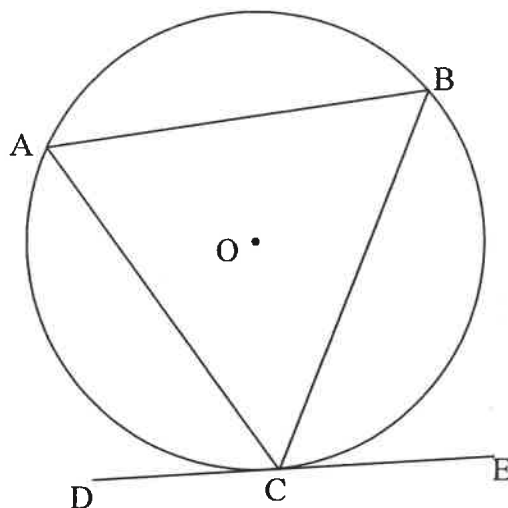
	Solution/Oplossing	Marks Punte
7.2.1		
		(2)
7.2.2		
		(3)
7.2.3		
		(3)
		[11]

Provide reasons for your statements in QUESTIONS 8, 9 and 10.

Verskaf redes vir jou bewerings in VRAAG 8, 9 en 10.

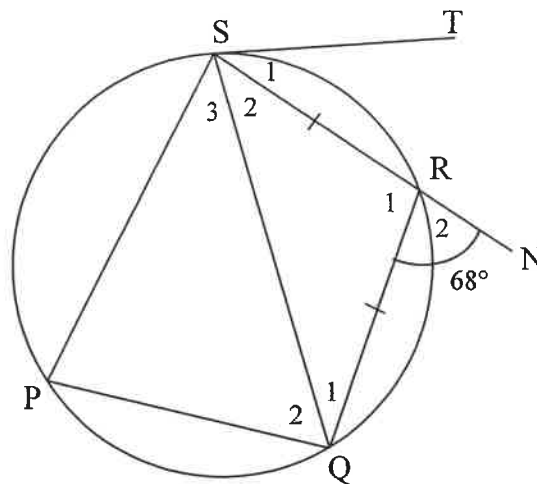
QUESTION/VRAAG 8

8.1

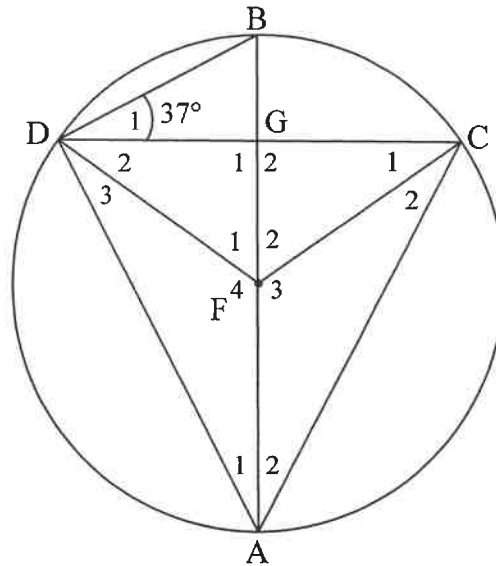


	Solution/Oplossing	Marks Punte
8.1		
		(5)

8.2

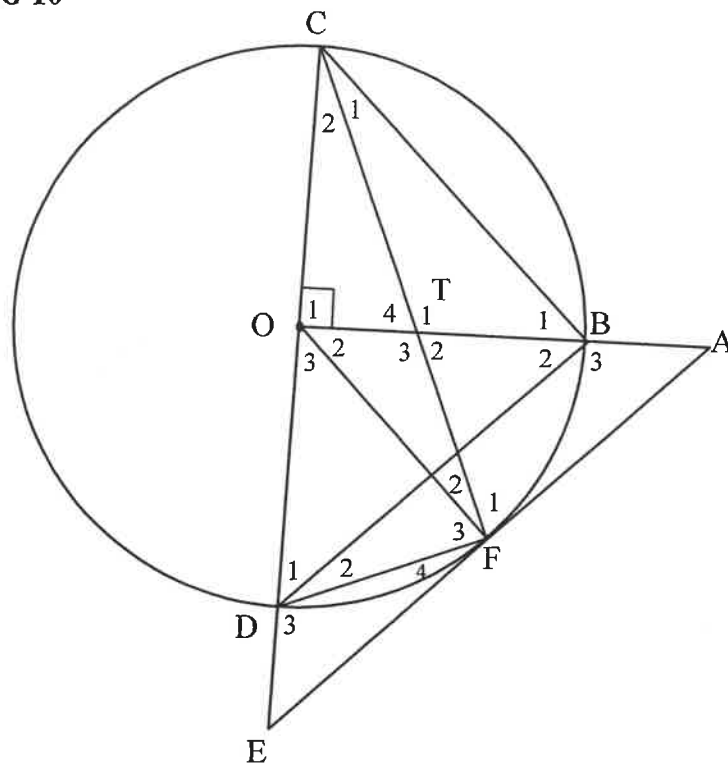


	Solution/Oplossing	Marks Punte
8.2.1		(2)
8.2.2		(2)
8.2.3		(2)
		[11]

QUESTION/VRAAG 9

	Solution/Oplossing	Marks Punte
9.1		(4)
9.2		(4)
9.3		(4)
		[12]

QUESTION/VRAAG 10



	Solution/Oplissing	Marks Punte
10.1		(4)
10.2		(3)

	Solution/Oplissing	Marks Punte
10.3		(5)
10.4		(2)
10.5		(5)
		[19]

[illegible]

TOTAL/TOTAAL: 150

RE-MARK/RE-CHECK HERMERK/HERSIEN				
Question Vraag	Marks Punte			Initials Voorletters
TOTAL TOTAAL				
HASH TOTAL KAF- TOTAAL				