

# Need an amazing tutor?

[www.teachme2.com/matric](http://www.teachme2.com/matric)



Collected and collated by

**teachme2**

Department:  
Basic Education  
REPUBLIC OF SOUTH AFRICA

NSC Answer Book  
NSS-antwoordeboek

--	--	--	--	--	--	--

[illegible]

--	--

**BOOKS  
BOEKE**

--	--	--	--	--

2

**MATHEMATICS/WISKUNDE**

**CONTROLLED AND CERTIFIED CORRECT  
(SURNAME AND INITIALS OF EA)  
GEKONTROLEER EN AS KORREK  
GESERTIFISEER (VAN EN VOORLETTERS  
VAN EA)**

**This answer book consists of 23 pages./Hierdie antwoordeboek bestaan uit 23 bladsye.**

PLEASE FOLLOW THESE INSTRUCTIONS CAREFULLY	VOLG ASSEBLIEF HIERDIE INSTRUKSIES NOUKEURIG
<ol style="list-style-type: none"> <li>Clearly write your examination number and centre number in the space provided and attach your barcode label in the space provided.</li> <li>Remember that your own name (or the name of your school) may not appear anywhere on or in this answer book.</li> <li>Answer ALL questions in the spaces provided.</li> <li>No pages may be torn from this answer book.</li> <li>Read the instructions printed on your timetable carefully as well as any other instructions which may be given in each examination paper.</li> <li>Candidates may not retain an answer book or remove it from the examination room.</li> <li>Answers must be written in black/blue ink as distinctly as possible. Do not write in the margins.</li> <li>Write the numbers of the questions you have answered on the front cover of the answer book where marks are to be recorded.</li> <li>If you require additional space for your answers: <ol style="list-style-type: none"> <li>Use the additional space provided at the end of the answer book.</li> <li>When answering a question in the additional space, indicate clearly the question number in the column on the LHS.</li> <li>Rule off after each answer.</li> </ol> </li> <li>Draw a neat line through any work/rough work that must not be marked.</li> </ol>	<ol style="list-style-type: none"> <li><i>Skryf jou eksamennommer en sentrumnummer duidelik in die ruimtes soos verskaf en plak jou stafieskodeplakker in die ruimte soos verskaf.</i></li> <li><i>Onthou dat jou eie naam (of die naam van jou skool) nie op of in hierdie antwoordeboek mag voorkom nie.</i></li> <li><i>Beantwoord ALLE vrae in die ruimtes wat voorsien is.</i></li> <li><i>Geen bladsye mag uit hierdie antwoordeboek geskeur word nie.</i></li> <li><i>Lees die instruksies wat op jou eksamenrooster gedruk is, sorgvuldig deur, asook enige ander instruksies wat op elke eksamenvraestel gegee word.</i></li> <li><i>Geen antwoordeboek mag deur die kandidaat behou of uit die eksamenlokaal verwyder word nie.</i></li> <li><i>Skryf die antwoorde so duidelik moontlik met swart/blou ink. Laat die kantlyne oop.</i></li> <li><i>Skryf die nommers van die vrae wat jy beantwoord het op die voorblad van die antwoordeboek waar die punte aangebring word.</i></li> <li><i>In geval jy bykomende ruimte benodig vir jou antwoorde:</i> <ol style="list-style-type: none"> <li><i>Gebruik die bykomende ruimte wat aan die einde van die antwoordeboek voorsien word.</i></li> <li><i>As 'n vraag in die bykomende ruimte beantwoord word, dui duidelik die vraagnommer in die kolom aan die LK aan.</i></li> <li><i>Trek 'n lyn na elke antwoord.</i></li> </ol> </li> <li><i>Trek 'n netjiese lyn deur enige werk/rofwerk wat nie nagesien moet word nie.</i></li> </ol>

**QUESTION/VRAAG 1**

<b>Distance travelled (in km)/ Afstand gery (in km) (x)</b>	180	200	400	600	170	350	270	300
<b>Amount of rest time (in minutes)/ Hoeveelheid rustyd (in minute) (y)</b>	20	25	55	120	15	50	40	45

	<b>Solution/Oplossing</b>	<b>Marks Punte</b>
1.1		(3)
1.2		(2)
1.3		(1)
1.4		(1)

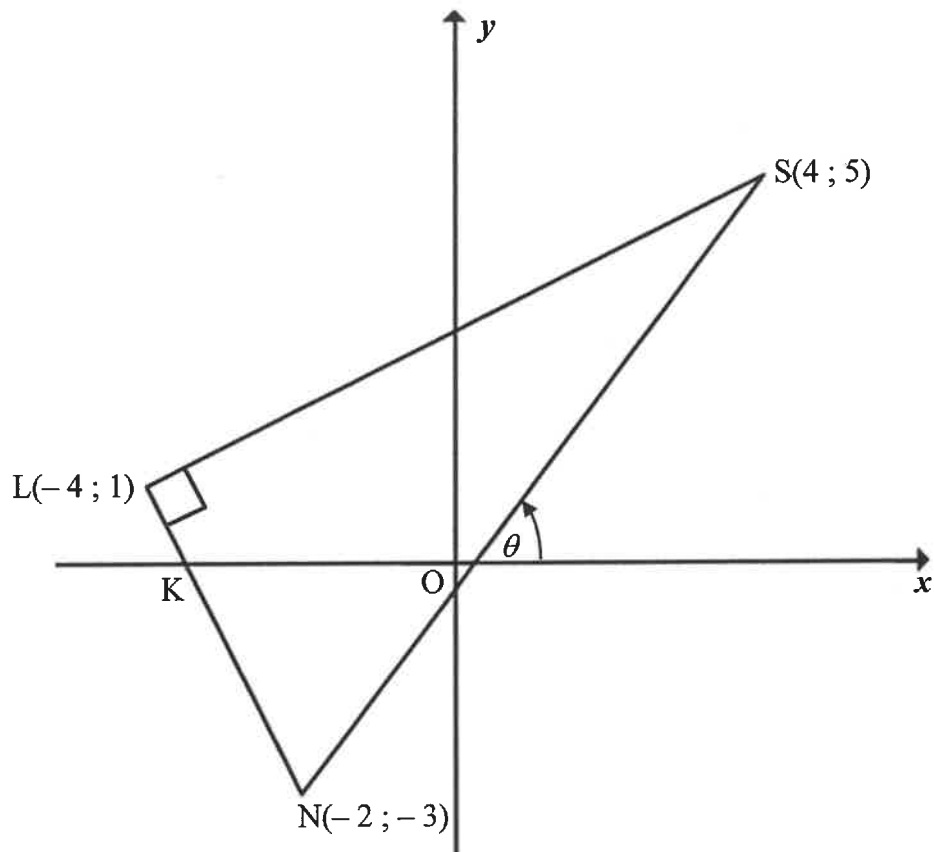
1.5

100	150	130	200	50	180	200	190
-----	-----	-----	-----	----	-----	-----	-----

	<b>Solution/<i>Oplossing</i></b>	<b>Marks <i>Punte</i></b>
1.5.1		(2)
1.5.2		(1)
1.5.3		(2)
		<b>[12]</b>

**QUESTION/VRAAG 2**

	<b>Solution/Oplossing</b>	<b>Marks Punte</b>																		
2.1	<table border="1"> <thead> <tr> <th><b>Number of glasses of water drank per day/ Aantal glase water per dag gedrink</b></th><th><b>Number of staff members/ Getal personeellede</b></th><th><b>Cumulative frequency/ Kumulatiewe frekwensie</b></th></tr> </thead> <tbody> <tr> <td><math>0 \leq x &lt; 2</math></td><td>5</td><td></td></tr> <tr> <td><math>2 \leq x &lt; 4</math></td><td>15</td><td></td></tr> <tr> <td><math>4 \leq x &lt; 6</math></td><td>13</td><td></td></tr> <tr> <td><math>6 \leq x &lt; 8</math></td><td>5</td><td></td></tr> <tr> <td><math>8 \leq x &lt; 10</math></td><td>2</td><td></td></tr> </tbody> </table>	<b>Number of glasses of water drank per day/ Aantal glase water per dag gedrink</b>	<b>Number of staff members/ Getal personeellede</b>	<b>Cumulative frequency/ Kumulatiewe frekwensie</b>	$0 \leq x < 2$	5		$2 \leq x < 4$	15		$4 \leq x < 6$	13		$6 \leq x < 8$	5		$8 \leq x < 10$	2		(2)
<b>Number of glasses of water drank per day/ Aantal glase water per dag gedrink</b>	<b>Number of staff members/ Getal personeellede</b>	<b>Cumulative frequency/ Kumulatiewe frekwensie</b>																		
$0 \leq x < 2$	5																			
$2 \leq x < 4$	15																			
$4 \leq x < 6$	13																			
$6 \leq x < 8$	5																			
$8 \leq x < 10$	2																			
2.2		(1)																		
2.3		(1)																		
2.4		(4)																		
		<b>[8]</b>																		

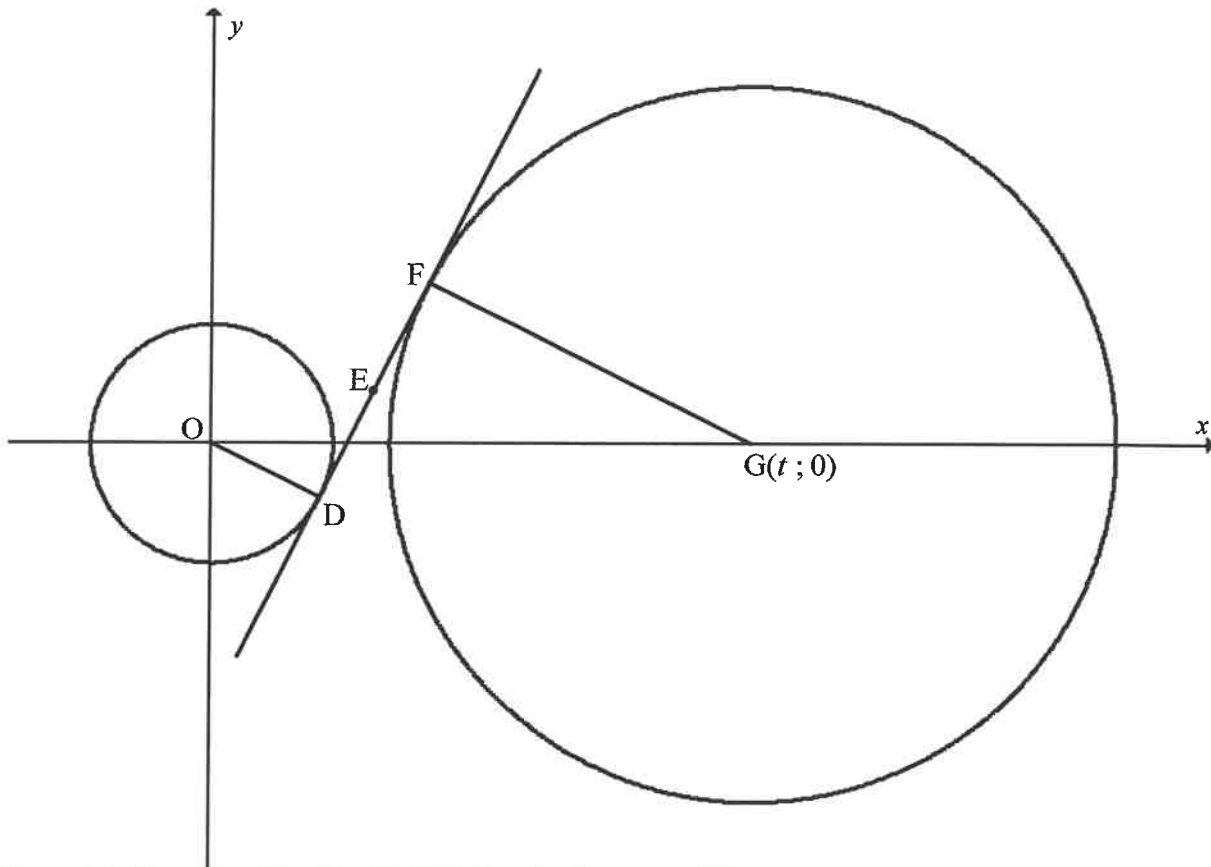
**QUESTION/VRAAG 3**

	<b>Solution/Oplossing</b>	<b>Marks Punte</b>
3.1		(2)
3.2		(2)

	<b>Solution/Oplossing</b>	<b>Marks Punte</b>
3.3		(2)
3.4		(3)
3.5		(3)
3.6		(3)



	<b>Solution/<i>Oplossing</i></b>	<b>Marks <i>Punte</i></b>
3.7		(3)
3.8		(2)
		<b>[20]</b>

**QUESTION/VRAAG 4**

	<b>Solution/Oplossing</b>	<b>Marks Punte</b>
4.1		(2)
4.2		(3)

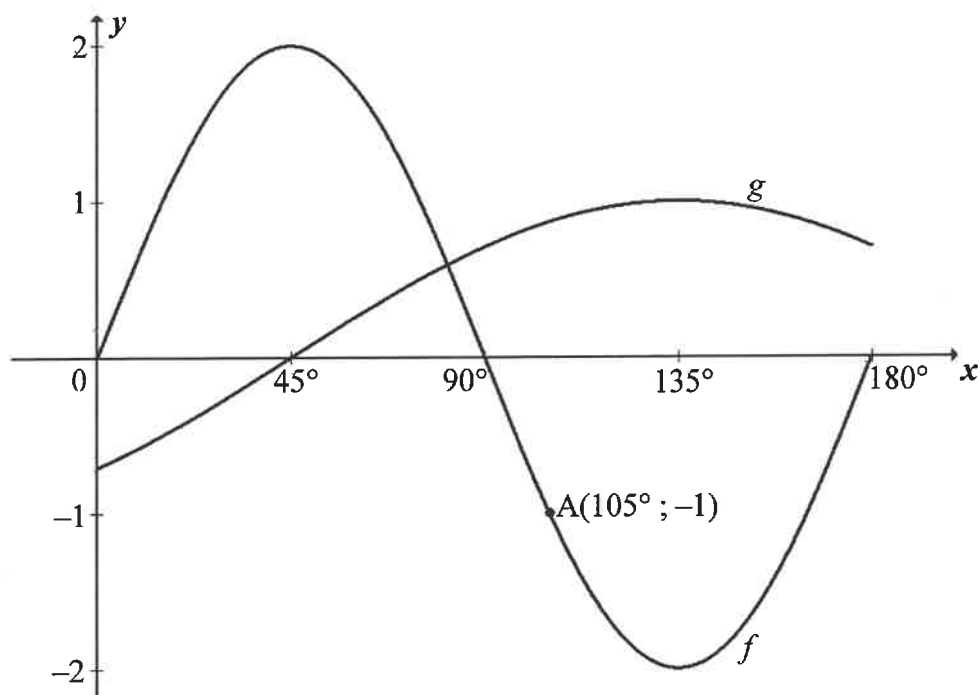
	<b>Solution/<i>Oplossing</i></b>	<b>Marks <i>Punte</i></b>
4.3		(4)
4.4		(3)
4.5		(4)
4.6		(4)
		<b>[20]</b>

**QUESTION/VRAAG 5**

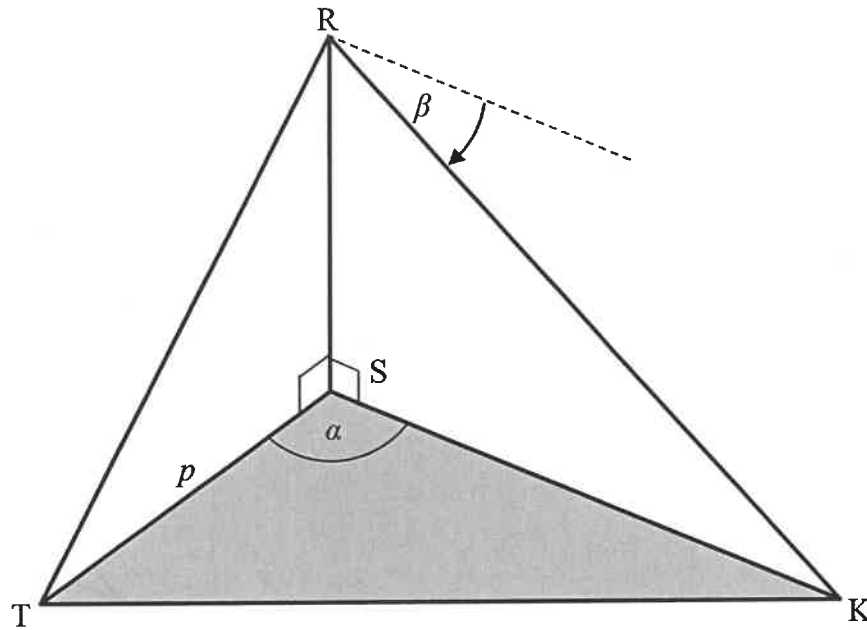
	<b>Solution/<i>Oplossing</i></b>	<b>Marks <i>Punte</i></b>
5.1.1		(3)
5.1.2		(3)
5.1.3		(3)

	<b>Solution/<i>Oplossing</i></b>	<b>Marks <i>Punte</i></b>
5.2.1		(4)
5.2.2		(2)
5.2.3		(2)
5.3.1		(3)

	<b>Solution/<i>Oplossing</i></b>	<b>Marks <i>Punte</i></b>
5.3.2		(5)
5.4		(6)
		<b>[31]</b>

**QUESTION/VRAAG 6**

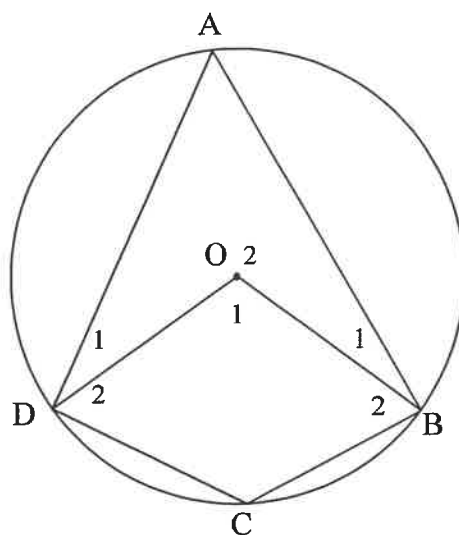
	<b>Solution/Oplossing</b>	<b>Marks Punte</b>
6.1		(1)
6.2		(2)
6.3.1		(2)
6.3.2		(2)
6.4		(3)
6.5		(2)
		<b>[12]</b>

**QUESTION/VRAAG 7**

	<b>Solution/Oplossing</b>	<b>Marks Punte</b>
7.1		(2)
7.2		(2)
7.3		(3)
		[7]



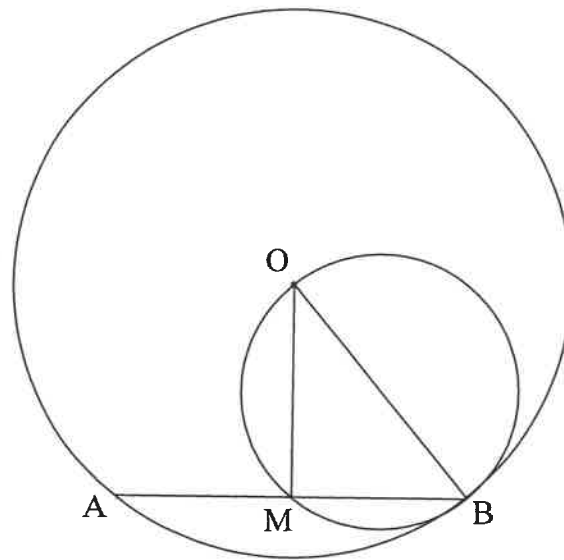




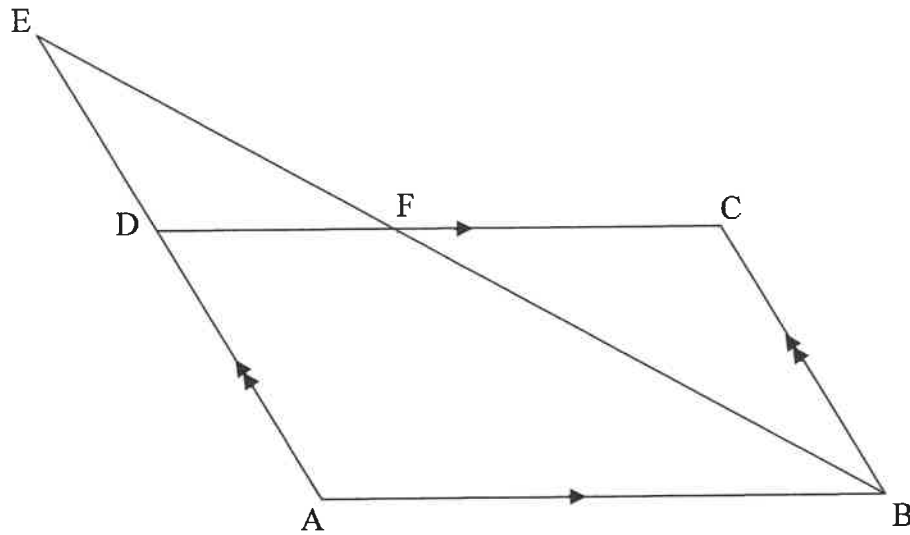
	<b>Solution/<i>Oplossing</i></b>	<b>Marks <i>Punte</i></b>

(5)

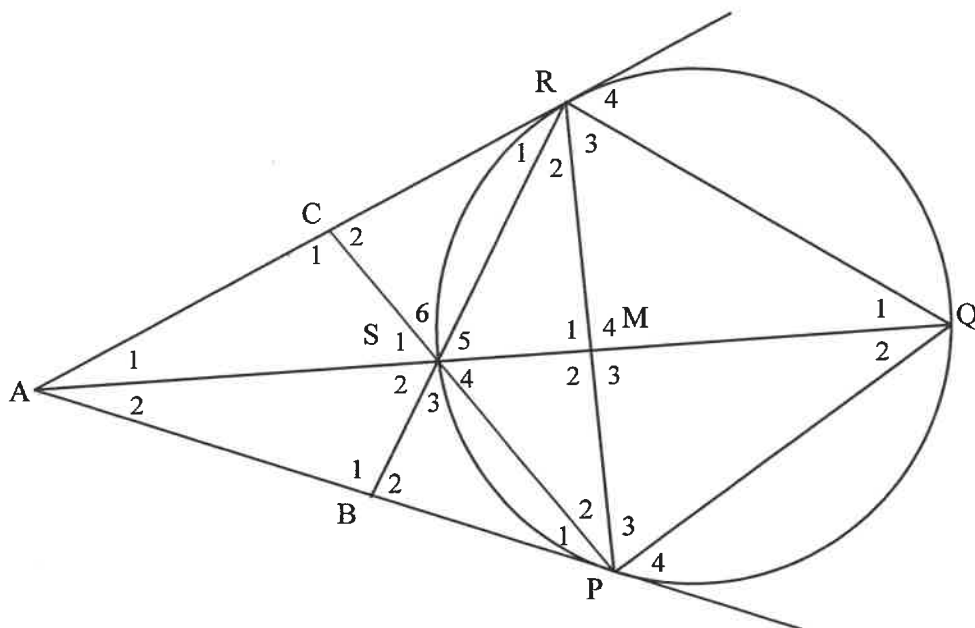
8.3



	<b>Solution/<i>Oplossing</i></b>	<b>Marks <i>Punte</i></b>
8.3.1		(2)
8.3.2		(4)
		<b>[16]</b>

**QUESTION/VRAAG 9**

	<b>Solution/Oplossing</b>	<b>Marks Punte</b>
9.1		(3)
9.2		(3)
9.3		(3)
		<b>[9]</b>

**QUESTION/VRAAG 10**

	<b>Solution/Oplossing</b>	<b>Marks Punte</b>
10.1		(5)
10.2		(4)

	<b>Solution/<i>Oplossing</i></b>	<b>Marks <i>Punte</i></b>
10.3		
		(6)
		[15]







