

# Need an amazing tutor?

[www.teachme2.com/matric](http://www.teachme2.com/matric)



Collected and collated by

**teachme2**

Department:  
Basic Education  
REPUBLIC OF SOUTH AFRICA

SC/NSC Answer Book  
SS/NSS-antwoordeboek

**CENTRE NUMBER**  
**SENTRUMNOMMER**

EXAMINATION NUMBER  
EKSAMENNUMMER

DATE  
DATUMBOOK NUMBER  
BOEKNOMMER

OF  
VAN

BOOKS  
BOEKE

**SUBJECT CODE**  
**VAKKODE**

PAPER NUMBER  
VRAESTELNOMMER

2

**SUBJECT NAME**  
**VAKNAAM:**

**MATHEMATICS/WISKUNDE**

**This answer book consists of 24 pages./Hierdie antwoordeboek bestaan uit 24 bladsye.**

PLEASE FOLLOW THESE INSTRUCTIONS CAREFULLY	VOLG ASSEBLIEF HIERDIE INSTRUKSIES NOUKEURIG
<ol style="list-style-type: none"> <li>Clearly write your examination number and centre number in the space provided and attach your barcode label in the space provided.</li> <li>Remember that your own name (or the name of your school) may not appear anywhere on or in this answer book.</li> <li>Answer ALL questions in the spaces provided.</li> <li>No pages may be torn from this answer book.</li> <li>Read the instructions printed on your timetable carefully as well as any other instructions which may be given in each examination paper.</li> <li>Candidates may not retain an answer book or remove it from the examination room.</li> <li>Answers must be written in black/blue ink as distinctly as possible. Do not write in the margins.</li> <li>Write the numbers of the questions you have answered on the front cover of the answer book where marks are to be recorded.</li> <li>If you require additional space for your answers: <ol style="list-style-type: none"> <li>Use the additional space provided at the end of the answer book.</li> <li>When answering a question in the additional space, indicate clearly the question number in the column on the LHS.</li> <li>Rule off after each answer.</li> </ol> </li> <li>Draw a neat line through any work/rough work that must not be marked.</li> </ol>	<ol style="list-style-type: none"> <li><i>Skryf jou eksamennummer en sentrumnummer duidelik in die ruimtes verskaf en plak jou stafieskodeplakker in die ruimte verskaf.</i></li> <li><i>Onthou dat jou eie naam (of die naam van jou skool) nie op of in hierdie antwoordeboek mag voorkom nie.</i></li> <li><i>Beantwoord ALLE vrae in die ruimtes wat voorsien is.</i></li> <li><i>Geen bladsye mag uit hierdie antwoordeboek geskeur word nie.</i></li> <li><i>Lees die instruksies wat op jou eksamenrooster gedruk is, sorgvuldig deur, asook enige ander instruksies wat op elke eksamenvraestel gegee word.</i></li> <li><i>Geen antwoordeboek mag deur die kandidaat behou of uit die eksamenlokaal verwyder word nie.</i></li> <li><i>Skryf die antwoorde so duidelik moontlik met swart/blou ink. Laat die kantlyne oop.</i></li> <li><i>Skryf die nommers van die vrae wat jy beantwoord het op die voorblad van die antwoordeboek waar die punte aangebring word.</i></li> <li><i>In geval jy bykomende ruimte benodig vir jou antwoorde:</i> <ol style="list-style-type: none"> <li><i>Gebruik die bykomende ruimte wat aan die einde van die antwoordeboek voorsien word.</i></li> <li><i>As 'n vraag in die bykomende ruimte beantwoord word, dui duidelik die vraagnommer in die kolom aan die LK aan.</i></li> <li><i>Trek 'n lyn na elke antwoord.</i></li> </ol> </li> <li><i>Trek 'n netjiese lyn deur enige werk/rofwerk wat nie nagesien moet word nie.</i></li> </ol>

**QUESTION/VRAAG 1**

1.1

<b>Amount spent on advertising (in rands)/ Bedrag aan advertensies spandeer (in rand) (x)</b>	21 300	23 700	24 800	30 540	24 100	40 680	22 400	35 250	29 110
<b>Sales (in rands)/ Verkope (in rand) (y)</b>	311 500	326 700	349 200	470 000	316 100	564 200	314 000	487 300	392 900

	<b>Solution/Oplossing</b>	<b>Marks Punte</b>
1.1.1		(3)
1.1.2		(2)
1.1.3		(1)
1.1.4		(1)

1.2

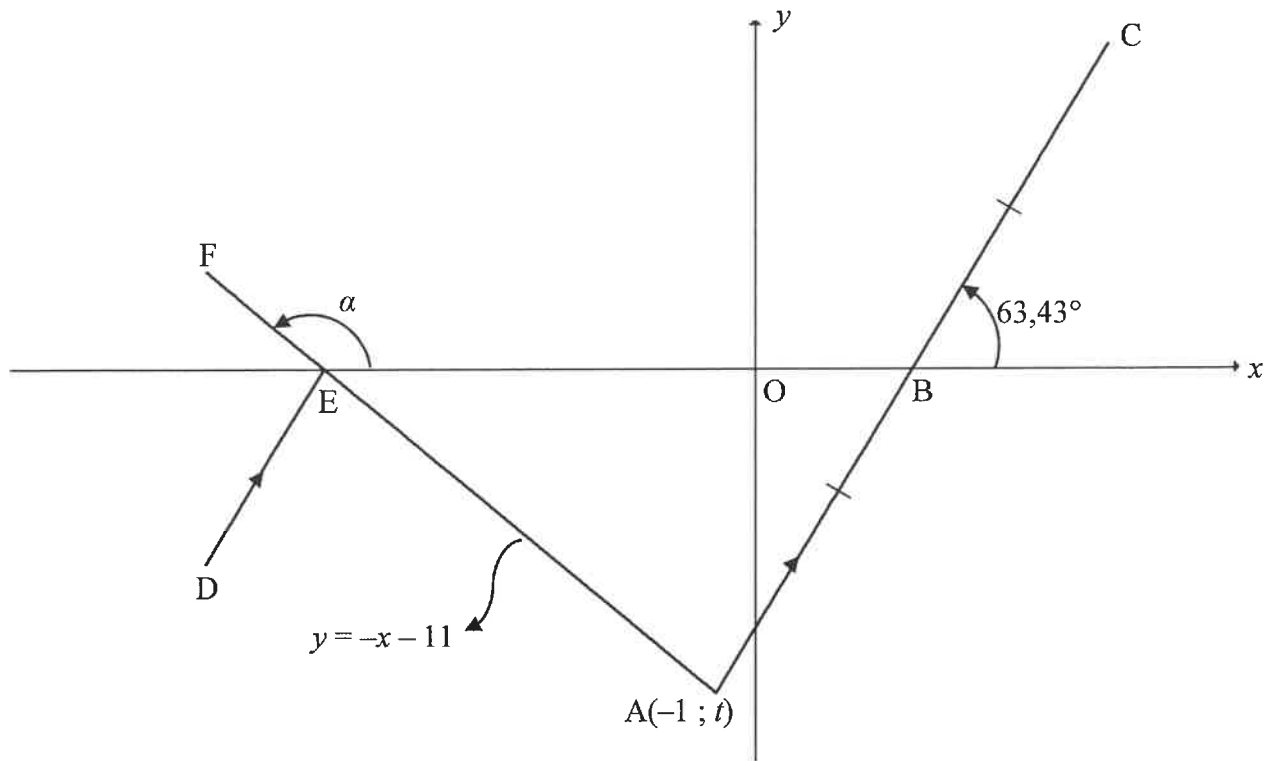
<b>Profit (in rands)/ Wins (in rand)</b>	110 750	107 376	152 338	244 480	144 021	275 994	121 900	207 636	187 700
--	---------	---------	---------	---------	---------	---------	---------	---------	---------

	<b>Solution/Oplossing</b>	<b>Marks Punte</b>
1.2.1		(2)
1.2.2		(1)
1.2.3		(2)
		<b>[12]</b>

**QUESTION/VRAAG 2**

<b>AGE/OUDERDOM</b>	<b>NUMBER OF PEOPLE/ GETAL MENSE</b>
$5 < x \leq 15$	20
$15 < x \leq 25$	25
$25 < x \leq 35$	60
$35 < x \leq 45$	90
$45 < x \leq 55$	55
$55 < x \leq 65$	40
$65 < x \leq 75$	30

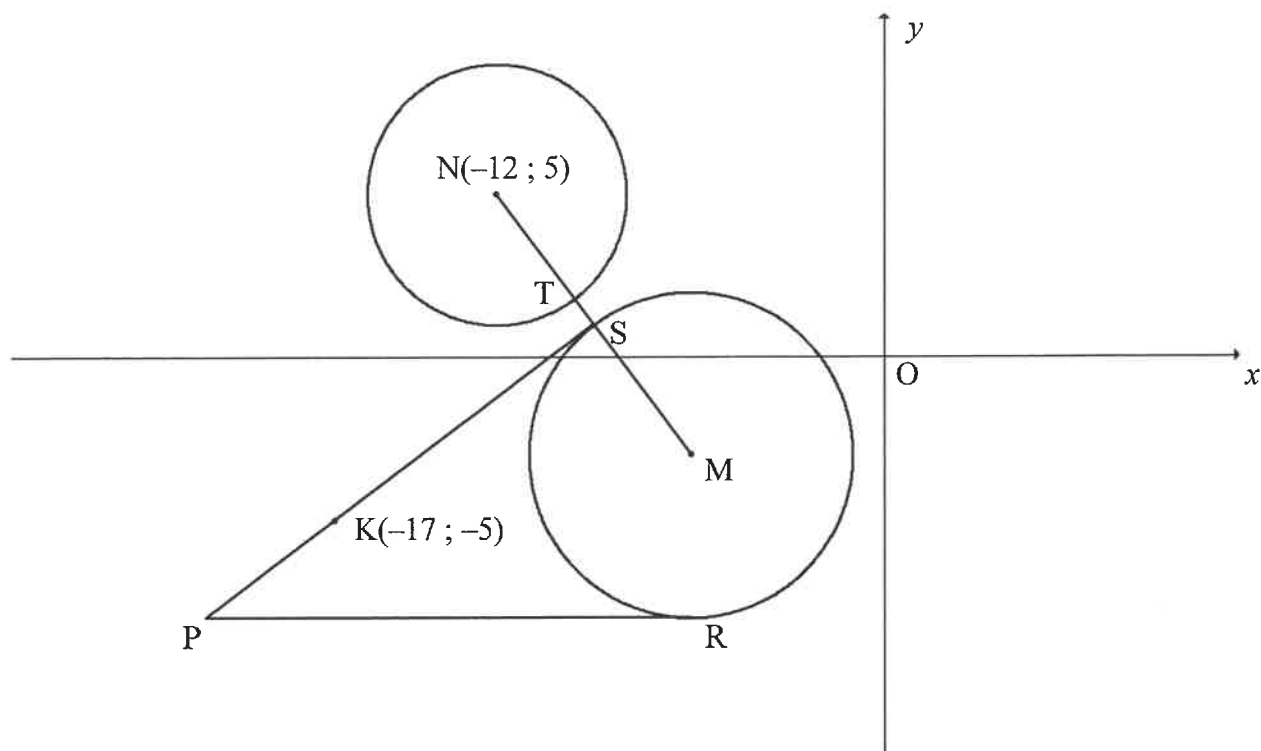
	<b>Solution/Oplissing</b>	<b>Marks Punte</b>
2.1		(1)
2.2		(1)
2.3	<p style="text-align: center;"><b>OGIVE/OGIEF</b></p>	(4)
2.4		(2)
		<b>[8]</b>

**QUESTION/VRAAG 3**

	<b>Solution/Oplissing</b>	<b>Marks Punte</b>
3.1.1		(2)
3.1.2		(2)
3.1.3		(2)
3.2		(2)

	<b>Solution/Oplossing</b>	<b>Marks Punte</b>
3.3.1		(3)
3.3.2		(3)
3.4		(4)
		<b>[18]</b>



**QUESTION/VRAAG 4**

	<b>Solution/Oplossing</b>	<b>Marks Punte</b>
4.1		(2)
4.2.1		(2)
4.2.2		(4)

	<b>Solution/Oplossing</b>	<b>Marks Punte</b>
4.3.1		(2)
4.3.2		(5)
4.4.1		(5)
4.4.2		(2)
		<b>[22]</b>

**QUESTION/VRAAG 5**

	<b>Solution/Oplossing</b>	<b>Marks Punte</b>
5.1		(5)
5.2.1		(2)
5.2.2		(2)
5.2.3		(3)

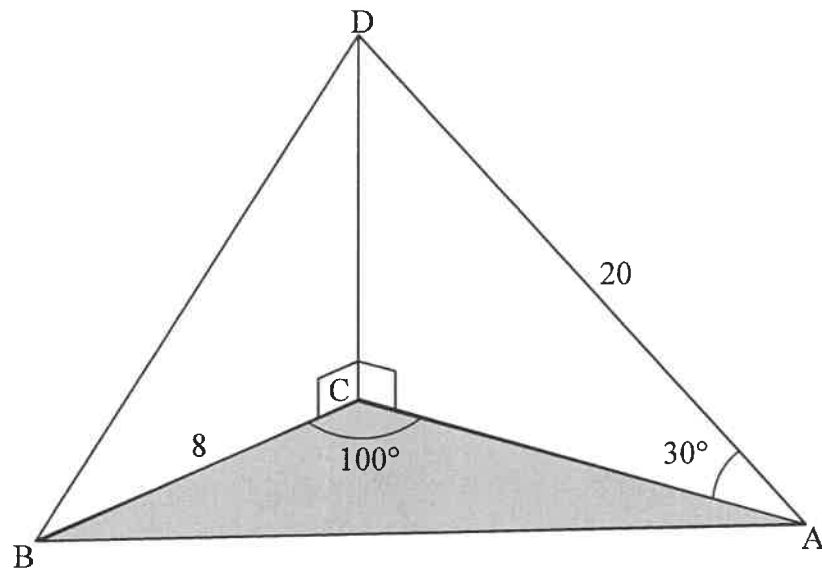
	<b>Solution/Oplissing</b>	<b>Marks Punte</b>
5.3		(3)
5.4.1		(3)
5.4.2		(3)

	<b>Solution/Oplossing</b>	<b>Marks Punte</b>
5.5.1		
		(4)
5.5.2		
		(3)
		<b>[28]</b>

## QUESTION/VRAAG 6

	Solution/Oplissing	Marks Punte
6.1		(1)
6.2		(3)
6.3		(1)
6.4		(2)
6.5.1		(2)

	<b>Solution/Oplossing</b>	<b>Marks Punte</b>
6.5.2		
		(4)
		[13]

**QUESTION/VRAAG 7**

	<b>Solution/Oplissing</b>	<b>Marks Punte</b>
7.1.1		(2)
7.1.2		(3)
7.2		(3)
		<b>[8]</b>

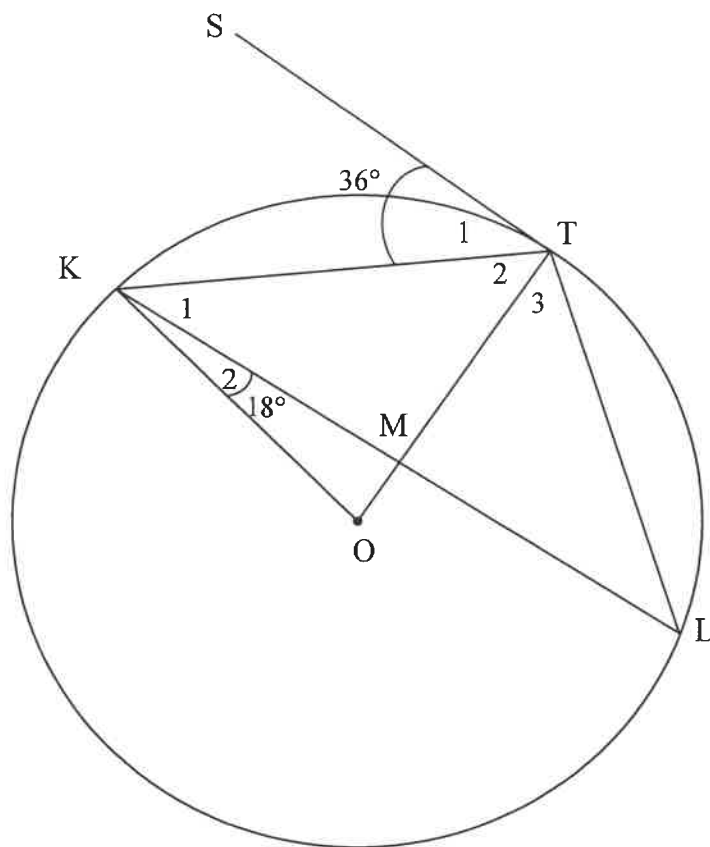


Give reasons for your statements in QUESTIONS 8, 9 and 10.

Gee redes vir jou bewerings in VRAAG 8, 9 en 10.

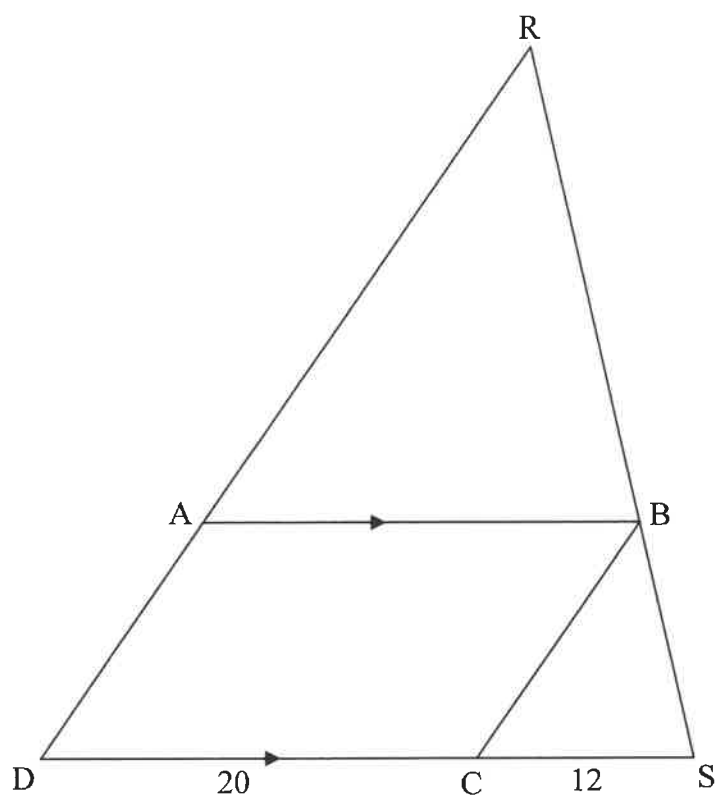
### QUESTION/VRAAG 8

8.1



	Solution/Oplossing	Marks Punte
8.1.1(a)		(2)
8.1.1(b)		(2)
8.1.1(c)		(2)
8.1.2		(3)

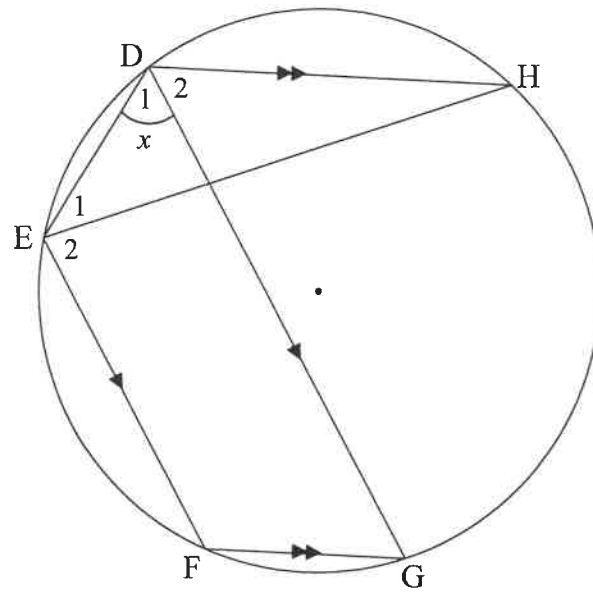
8.2



	Solution/Oplissing	Marks Punte
8.2.1		(3)
8.2.2		(3)
		[15]



9.2



	Solution/Oplossing	Marks Punte
		(4)
		[9]



	<b>Solution/Oplossing</b>	<b>Marks Punte</b>
10.1.3		(3)
10.2		(5)
		<b>[17]</b>



[illegible]



[illegible]

**TOTAL/TOTAAL: 150**

