

Need an amazing tutor?

www.teachme2.com/matric



Collected and collated by

teachme2

Department.
Basic Education
REPUBLIC OF SOUTH AFRICA

NSC Answer Book
NSS Antwoordeboek

CENTRE NUMBER
SENTRUMNOMMER

EXAMINATION NUMBER
EKSAMENNOMMER

DATE
DATUM

BOOK NUMBER
BOEKNOMMER

OF
VAN

BOOKS
BOEKE

SUBJECT CODE
VAKKODE

PAPER NUMBER
VRAESTELNOMMER

2

SUBJECT NAME
PAKNAAM

MATHEMATICS/WISKUNDE

MARKER/NASIENER				MODERATOR'S INITIALS IN RELEVANT BLOCK MODERATOR SE VOORLETTERS IN RELEVANTE BLOKKIE											
Question Vraag	Marks Punte			Marker's Code & Initials Nasiener se kode & Voorletters	Marks Punte	SM	Marks Punte	DCM AHN	Marks Punte	CM HN	Marks Punte	IM	Marks Punte	EM	
1															
2															
3															
4															
5															
6															
7															
8															
9															
10															
TOTAL TOTAAL															

CONTROLLED AND CERTIFIED CORRECT
(SURNAME AND INITIALS OF EA)
GEKONTROLEER EN AS KORREK
GESERTIFISEER (VAN EN VOORLETTERS
VAN EA)

READ INSTRUCTIONS ON THE NEXT PAGE.
LEES INSTRUKSIES OP VOLGENDE BLADSY.

This answer book consists of 24 pages./Hierdie antwoordeboek bestaan uit 24 bladsye.

FOLLOW THESE INSTRUCTIONS CAREFULLY	VOLG HIERDIE INSTRUKSIES NOUKEURIG
<ol style="list-style-type: none"> Clearly write your examination number and centre number in the space provided and attach your barcode label in the space provided. Remember that your own name (or the name of your school) may not appear anywhere on or in this answer book. Answer ALL questions in the spaces provided. No pages may be torn from this answer book. Read the instructions printed on your timetable carefully as well as any other instructions which may be given in each examination paper. Candidates may not retain an answer book or remove it from the examination room. Answers must be written in black/blue ink as distinctly as possible. Do not write in the margins. Write the numbers of the questions you have answered on the front cover of the answer book where marks are to be recorded. If you require additional space for your answers: <ol style="list-style-type: none"> Use the additional space provided at the end of the answer book. When answering a question in the additional space, indicate clearly the question number in the column on the LHS. Rule off after each answer. Draw a neat line through any work/rough work that must not be marked. 	<ol style="list-style-type: none"> <i>Skryf jou eksamennommer en sentrumnommer duidelik in die ruimtes verskaf en plak jou stafieskodeplakker in die ruimte verskaf.</i> <i>Onthou dat jou eie naam (of die naam van jou skool) NIE op of in hierdie antwoordeboek mag voorkom NIE.</i> <i>Beantwoord ALLE vrae in die ruimtes wat verskaf is.</i> <i>GEEN bladsye mag uit hierdie antwoordeboek geskeur word NIE.</i> <i>Lees die instruksies, wat op jou eksamenrooster gedruk is, sorgvuldig deur, asook enige ander instruksies wat in elke vraestel gegee word.</i> <i>GEEN antwoordeboek mag deur die kandidaat behou of uit die eksamenlokaal verwyder word NIE.</i> <i>Skryf die antwoorde so duidelik moontlik met swart/blou ink. Laat die kantlyne oop.</i> <i>Skryf die nommers van die vrae wat jy beantwoord het op die voorblad van die antwoordeboek waar die punte aangebring word.</i> <i>In geval jy bykomende ruimte benodig vir jou antwoorde:</i> <ol style="list-style-type: none"> <i>Gebruik die bykomende ruimte wat aan die einde van die antwoordeboek verskaf word.</i> <i>As 'n vraag in die bykomende ruimte beantwoord word, dui duidelik die vraagnommer in die kolom aan die LK aan.</i> <i>Trek 'n lyn na elke antwoord.</i> <i>Trek 'n netjiese lyn deur enige werk/rofwerk wat nie nagesien moet word nie.</i>

QUESTION/VRAAG 1

MONTHLY INCOME (IN RANDS) MAANDELIKSE INKOMSTE (IN RAND)	9 000	13 500	15 000	16 500	17 000	20 000
MONTHLY REPAYMENT (IN RANDS) MAANDELIKSE PAAIEMENT (IN RAND)	2 000	3 000	3 500	5 200	5 500	6 000

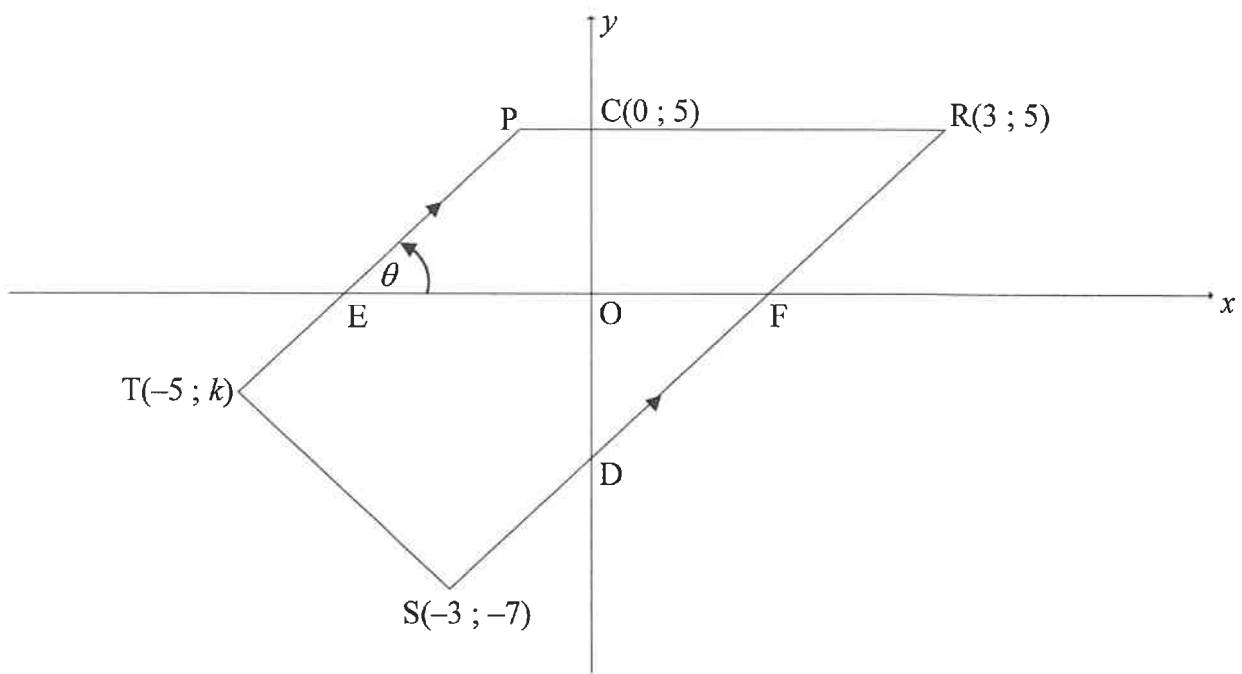
	Solution/<i>Oplossing</i>	Marks <i>Punte</i>
1.1		(3)
1.2		(2)
1.3		(1)
1.4		(2)
		[8]

QUESTION/VRAAG 2

AMOUNT PAID (IN RANDS) BEDRAG BETAAL (IN RAND)	FREQUENCY FREKWENSIE
$0 < x \leq 100$	7
$100 < x \leq 200$	12
$200 < x \leq 300$	a
$300 < x \leq 400$	35
$400 < x \leq 500$	b
$500 < x \leq 600$	6

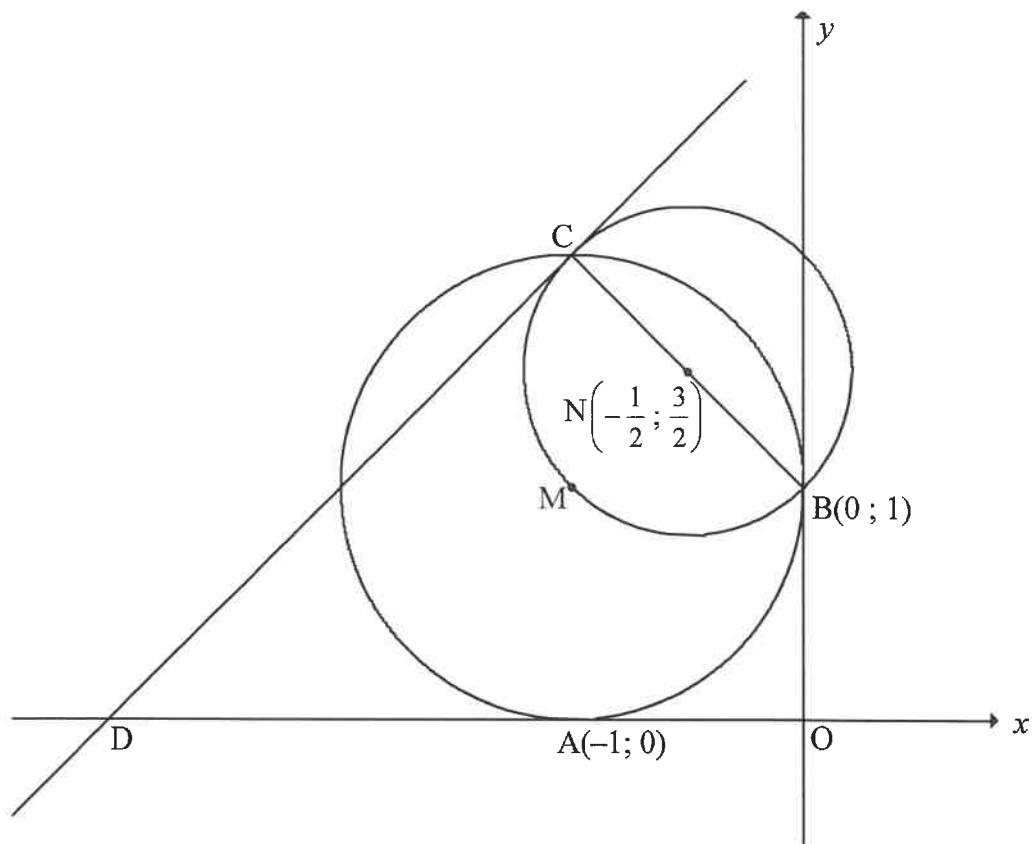
	Solution/Oplissing	Marks Punte
2.1		(1)
2.2		(5)
2.3		(1)

	Solution/Oplissing	Marks Punte
2.4	<p style="text-align: center;">OGIVE/OGIEF</p> <p style="text-align: center;">Cumulative frequency/Kumulatiewe frekwensie</p> <p style="text-align: center;">Amount paid (in rands) for cellphone contracts per month/ Bedrag (in rand) betaal aan selfoonkontrakte per maand</p>	(4)
2.5	<hr/> <hr/> <hr/> <hr/> <hr/>	(2)
		[13]

QUESTION/VRAAG 3

	Solution/Oplissing	Marks Punte
3.1		(1)
3.2.1		(2)
3.2.2		(3)

	Solution/<i>Oplossing</i>	Marks <i>Punte</i>
3.2.3		(3)
3.3		(4)
3.4		(3)
3.5		(3)
		[19]

QUESTION/VRAAG 4

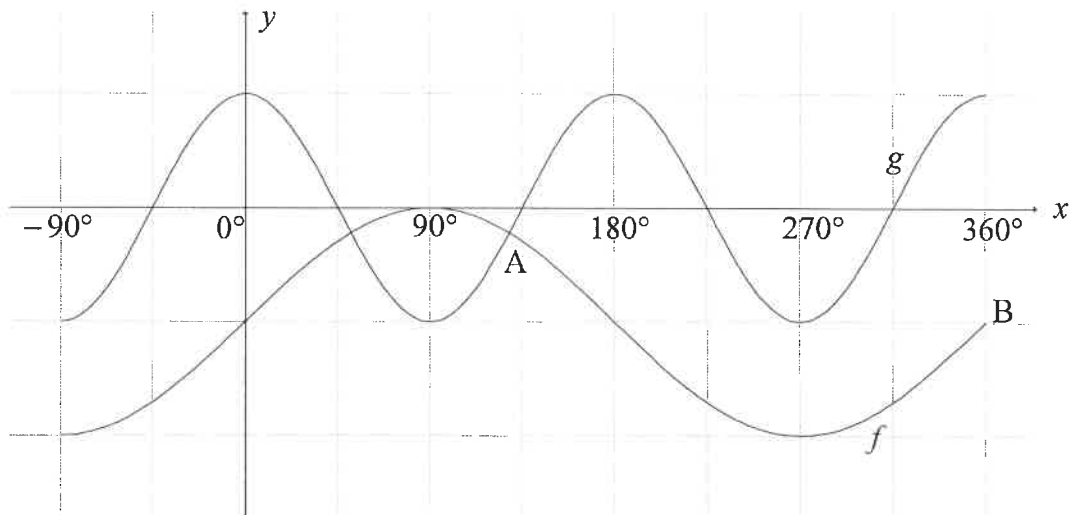
	Solution/Oplissing	Marks Punte
4.1		(3)
4.2		(2)

	Solution/<i>Oplossing</i>	Marks <i>Punte</i>
4.3		(4)
4.4		(3)
4.5		(3)
4.6		(5)
		[20]

QUESTION/VRAAG 5

	Solution/Oplissing	Marks Punte
5.1		(5)
5.2		(4)
5.3		(4)

	Solution/<i>Oplossing</i>	Marks <i>Punte</i>
5.4.1		
		(6)
5.4.2		
		(3)
		[22]

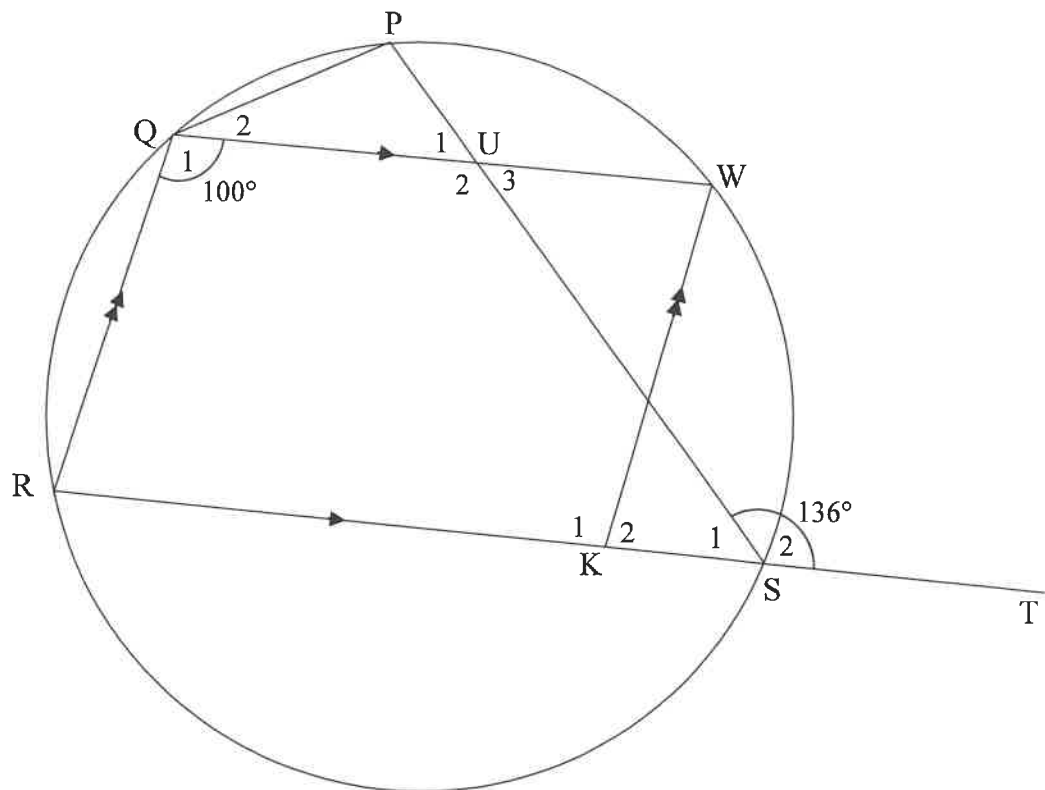
QUESTION/VRAAG 6

	Solution/Oplossing	Marks Punte
6.1		(2)
6.2		(2)
6.3		(6)
		[10]

Give reasons for your statements in QUESTIONS 8, 9 and 10.
 Gee redes vir jou bewerings in VRAAG 8, 9 en 10.

QUESTION/VRAAG 8

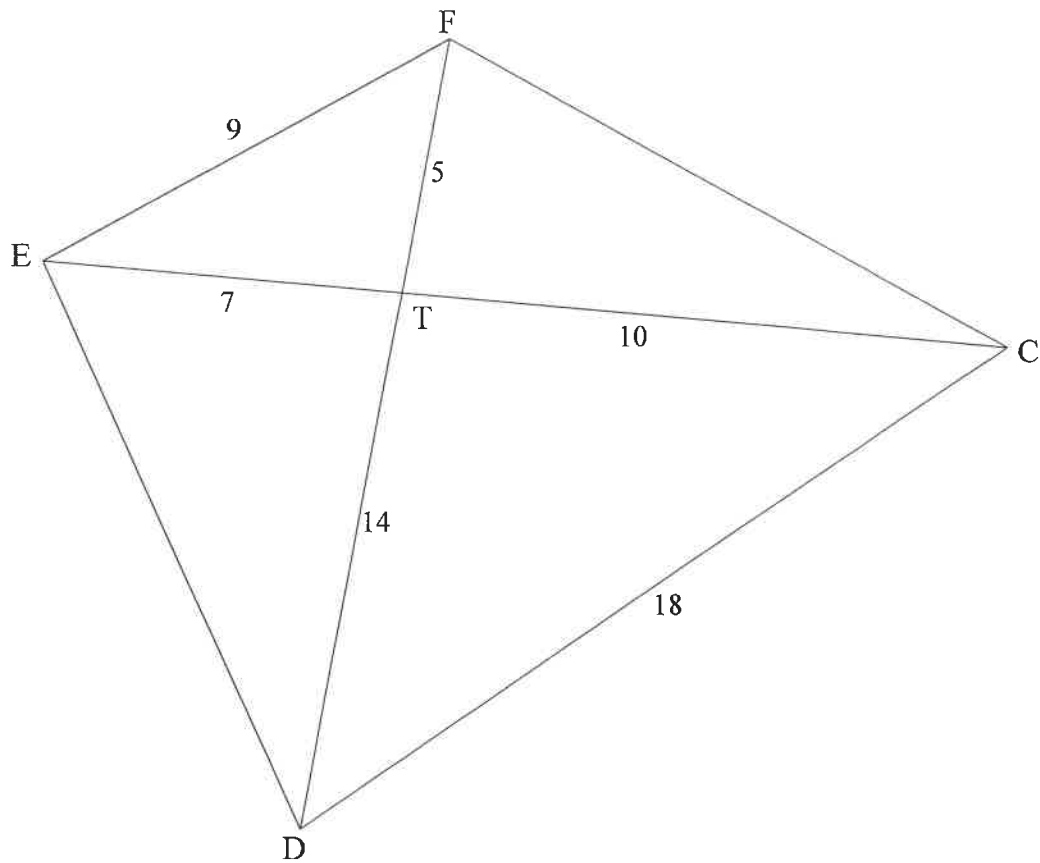
8.1



	Solution/Oplissing	Marks Punte
8.1.1		(2)
8.1.2		(2)

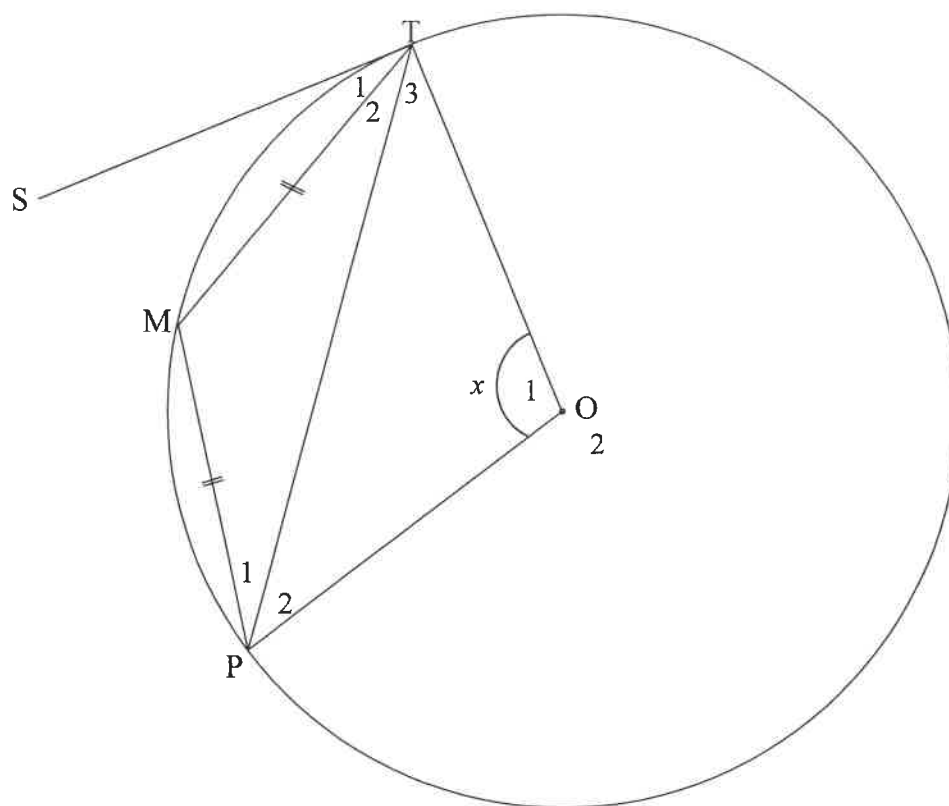
	Solution/<i>Oplossing</i>	Marks <i>Punte</i>
8.1.3		(3)
8.1.4		(2)

8.2



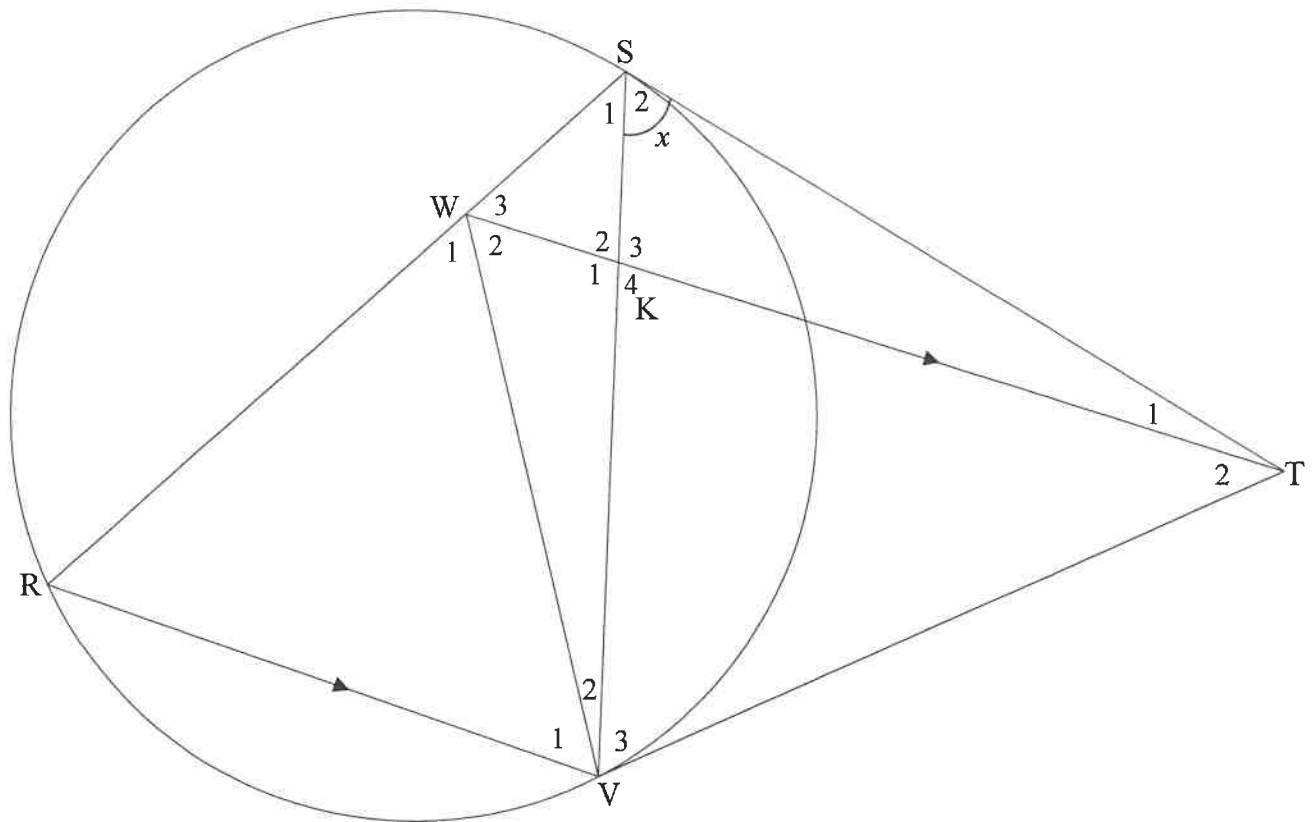
	Solution/<i>Oplossing</i>	Marks <i>Punte</i>
8.2.1		
		(4)

	Solution/<i>Oplossing</i>	Marks <i>Punte</i>
8.2.2		
		(3)
		[16]

QUESTION/VRAAG 9

	Solution/ <i>Oplossing</i>	Marks <i>Punte</i>
		[7]

10.2



	Solution/Oplossing	Marks Punte
10.2.1		(6)
10.2.2(a)		(2)

10.2.2(b)		
		(4)
10.2.2(c)		
		(3)
10.2.2(d)		
		(4)
		[25]

Copyright reserved/Kopiereg voorbehou

