

# Need an amazing tutor?

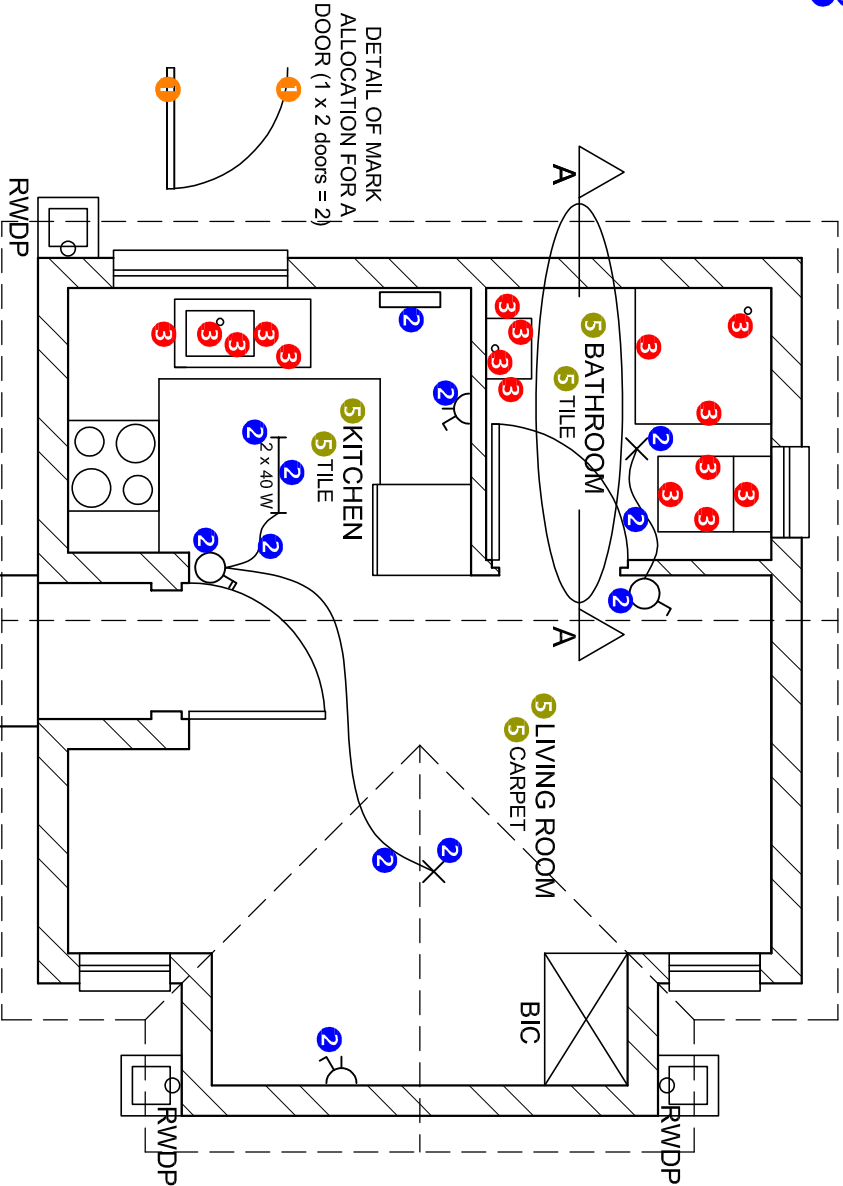
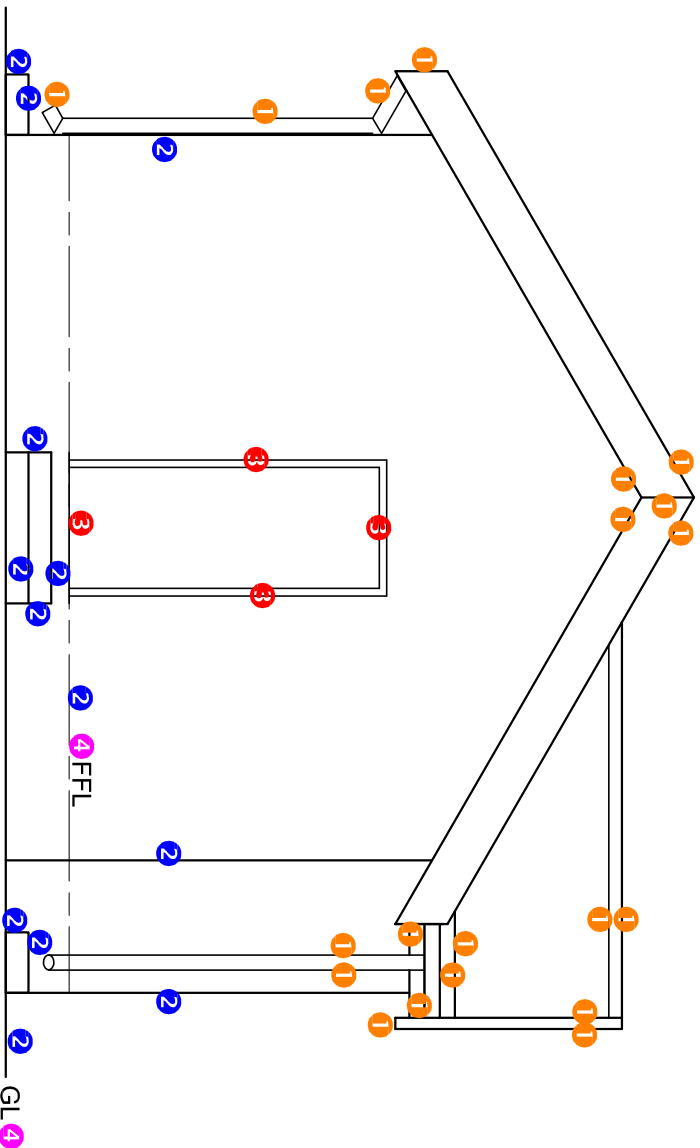
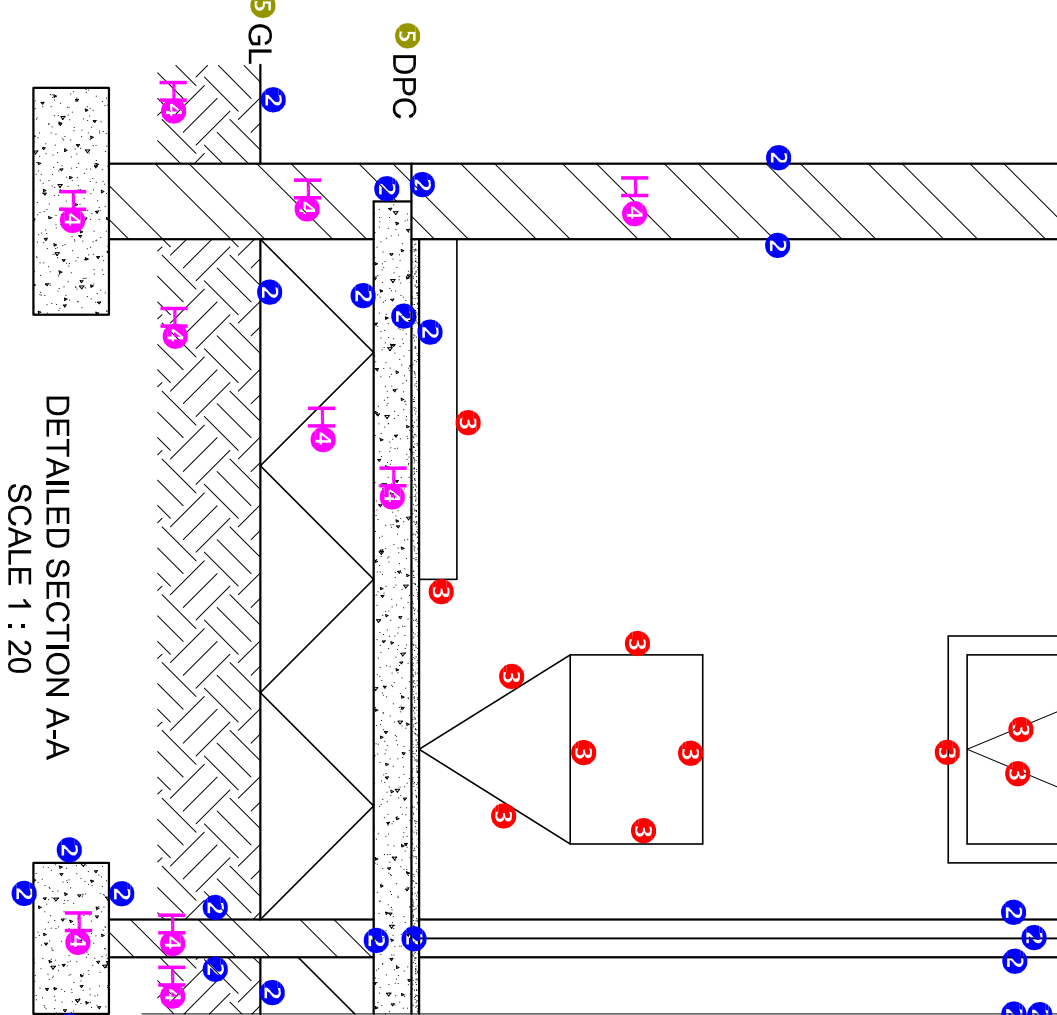
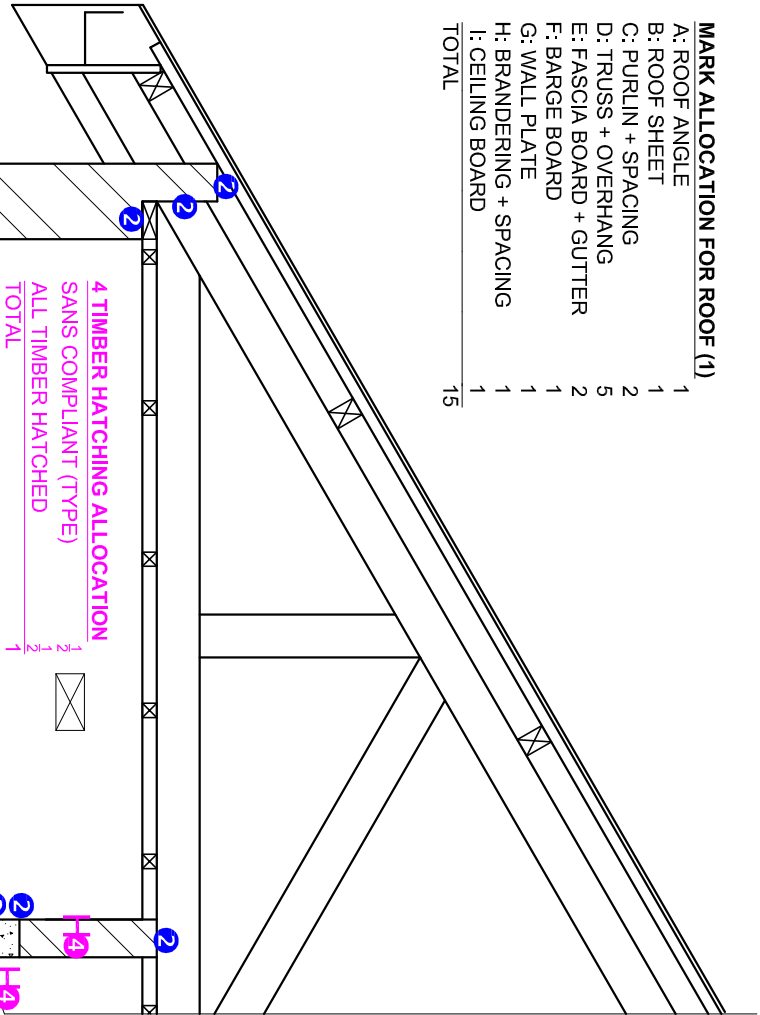
[www.teachme2.com/matric](http://www.teachme2.com/matric)



Collected and collated by

**teachme2**

- MARK ALLOCATION FOR ROOF (1)**
- A: ROOF ANGLE 1
  - B: ROOF SHEET 1
  - C: PURLIN + SPACING 2
  - D: TRUSS + OVERHANG 5
  - E: FASCIA BOARD + GUTTER 2
  - F: BARGE BOARD 1
  - G: WALL PLATE 1
  - H: BRANDING + SPACING 1
  - I: CEILING BOARD 1
  - TOTAL 15



DETAIL OF MARK ALLOCATION FOR A WINDOW  
2 x 4 = 8

DETAIL OF MARK ALLOCATION FOR A DOOR (1 x 2 doors = 2)

4 HATCHING ALLOCATION  
SANS COMPLIANT (TYPE)  
HATCHING CORRECTLY APPLIED  
TOTAL 1 2 3

1. MARK ALLOCATION FOR ROOF SECTION		FOR OFFICIAL USE ONLY	
A (1)		INCORRECT SCALE(S) USED	
B (1)		NON-ALIGNMENT OF VIEWS	
C (2)		VIEW(S) ROTATED	
D (5)		SECTION VIEWED INCORRECTLY	
E (2)		INCORRECT LETTERING	
F (1)			
G (1)			
H (1)			
I (1)			
TOTAL		TOTAL	

ASSESSMENT CRITERIA			
FLOOR PLAN			
1	DOORS + WINDOWS	10	
2	ELECTRICAL	6	
3	FIGURES	8	
4	HATCHING	3	
5	LABELS	3	
SUBTOTAL		30	
WEST ELEVATION			
1	ROOF + RWDP	10	
2	WALLS + FFL	6 1/2	
3	DOOR	2	
4	LABELS	1 1/2	
SUBTOTAL		20	
DETAILED SECTION			
1	ROOF DETAIL	15	
2	FOUNDATION + WALL + DOOR	14 1/2	
3	WC + SHOWER + WINDOW	7	
4	HATCHING	7 1/2	
5	LABELS	1	
SUBTOTAL		45	
TOTAL		95	
PENALTIES (-)			
GRAND TOTAL			